

WILEY

Current Protocols

User Guide



INDEX

What is Current Protocols?.....	2
What are the benefits?.....	3
Who should use Current Protocols?.....	4
How do I access Current Protocols?.....	4
How do I stay up-to-date?.....	4
How do I use Current Protocols?.....	5
- Homepage	
- Logging in and registering	
- Searching on the Current Protocols platform	
- Searching within a Current Protocol title	
- Exploring a Current Protocols Title	
- Navigating a protocol	
- Sections in a protocol	
How do I publish a protocol?.....	11





What is Current Protocols?

The Current Protocols collection includes nearly 25,000 step-by-step techniques and procedures that provide researchers with the reliable methods they need to reproduce results and pave the way for scientific discovery. Today we have 17 comprehensive collections ranging from *Essential Laboratory Techniques* for training undergraduate students to resources for developing as a scientist, like our flagship title, *Current Protocols in Molecular Biology*.



Microbiology



Cytometry



Essential Laboratory Techniques



Molecular Biology



Chemical Biology



Immunology



Plant Biology



Human Genetics



Cell Biology



Stem Cell Biology



Mouse Biology



Bioinformatics



Protein Science



Pharmacology



Neuroscience



Nucleic Acid Chemistry



Toxicology



Who should use Current Protocols?

Current Protocols is great for institutions with large research programs to keep discovery efficient and consistent. It is also essential for smaller institutions that may lack breadth of expertise in-house so they can build on a larger body of knowledge without wasting time. Students, technicians, and post-docs will find Current Protocols invaluable for their bench work. Lab heads, principal investigators, and department chairs will find Current Protocols useful for grant writing and budgeting, and for planning long-term research projects.

How do I access Current Protocols?

The URL to access Current Protocols is: <https://currentprotocols.onlinelibrary.wiley.com/>

How do I stay up-to-date?

Current Protocols are reviewed by the editorial board and updated on a regular basis. Running searches regularly and accessing the HTML versions will guarantee you are using the most-up-to-date information. We encourage the use of the HTML or online PDF versions so you will always find the latest version.

Be sure to sign up for alerts by clicking the alerts icon on the menu bar to the right of SPECIAL ISSUES within a specific Current Protocol page.

The screenshot shows the Current Protocols website interface. At the top, there is a search bar and a 'Login / Register' link. Below the search bar is a navigation menu with options: CURRENT PROTOCOLS, SUBJECTS, TECHNIQUES, FOR AUTHORS, RESOURCES, and ABOUT. The main content area features the Current Protocols logo and a description: 'Current Protocols is a comprehensive source for step-by-step protocols and overviews covering essential and advanced experimental design, methods, and analyses in all areas of the life sciences including molecular and cell biology, genetics, bioinformatics, immunology, neuroscience, microbiology, pharmacology, chemical biology, model organisms, translational research, and more. Online ISSN: 2691-1299'. To the right, there is a 'LATEST ISSUE >' section for Volume 1, Issue 6, June 2021. At the bottom, there is a 'Articles' section with a 'Most Recent' filter and a 'Free Access' icon. A yellow box highlights the 'Get Content alerts' button, which is located next to the 'SPECIAL ISSUES' menu item. Below the highlighted button is a 'Get Access' button and a 'Tweets by @CurrentProtobol' section.



How do I use Current Protocols?

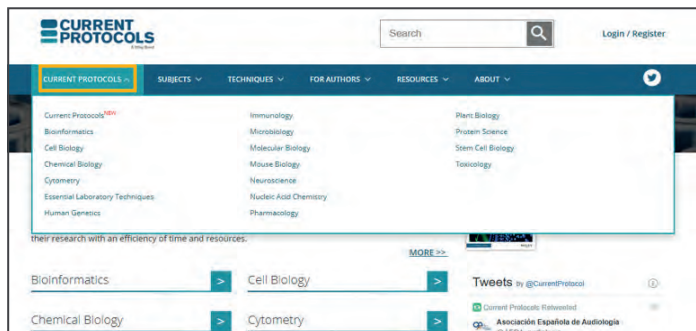
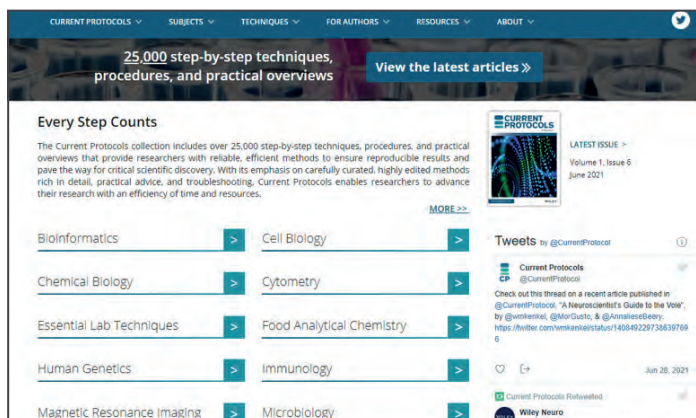
1 HOMEPAGE

First, go to:

currentprotocols.onlinelibrary.wiley.com

From the homepage, clicking on any topic will allow you to access a particular Current Protocols title. You can also use the dropdown Current Protocols menu to choose a specific title. There are also dropdown menus to explore by subject or by technique, described in more detail below.

Scroll down to see the latest protocols or to browse our “Best of” collection of protocols. You may want search across the entire collection using the search bar at the top of the page.



2 LOGGING IN AND REGISTERING

From the homepage, you can also click on **Login/Register** at the top right of the screen.

Registering or creating an account is easy and fast. You will be asked to use an institutional email and confirm that email during the registration process. Further instructions about how to log in and create your account can be found at the [Wiley Online Library training hub](#).

Once you’ve logged in, you can save your favorite protocols for quick and easy access in the future. These will appear in the **Favorites** sections under **My Account** (once you have logged in, you can navigate to it from the top right corner by clicking on your name). You will need to log in to save searches, access saved searches, or set up alerts.





3 SEARCHING ON THE CURRENT PROTOCOLS PLATFORM

The **search bar** at the top of the page will run keyword searches to find all relevant protocols. The results page features a number of **filters** on the left-hand menu.

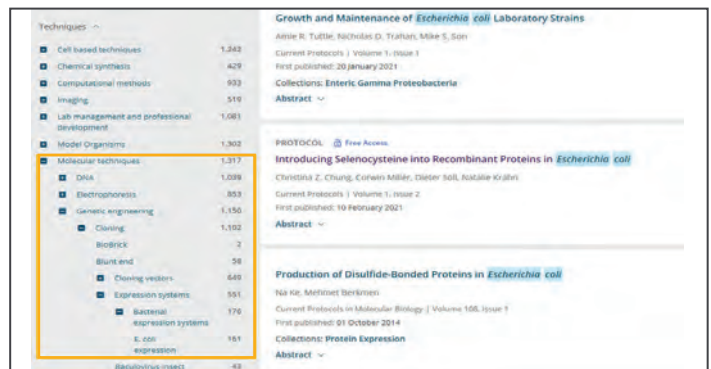
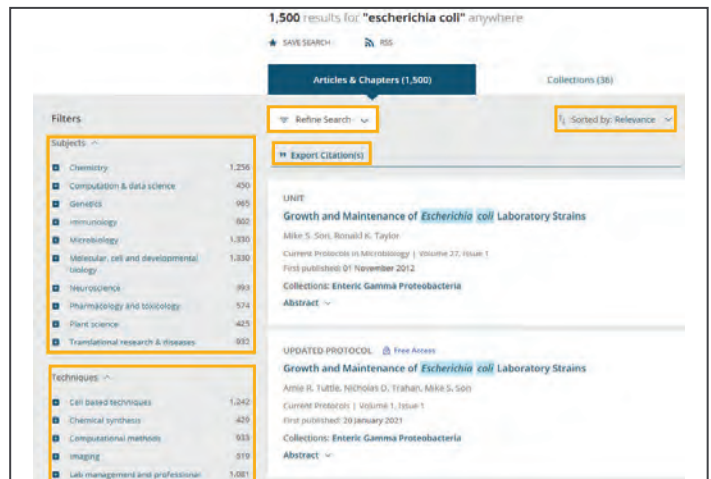
- **Subjects:** Use our custom Subject taxonomy to filter your searches. Each top level term can be expanded to narrow down your search results.
- **Techniques:** Use our custom Techniques taxonomy to filter your searches. Each top level term can be expanded to narrow down your search results. Subject and Techniques filters can be used together to rapidly focus on your research needs.
- **Published in:** Use this filter to narrow your search results to a particular Current Protocols title (e.g., Current Protocols in Molecular Biology). See 4. Searching Within a Current Protocols Title.
- **Publication type:** all protocols will appear as “Journals”.
- **Publication date:** you may use this filter to filter by year (last year, last two years, last five years or a custom range of your choice).

Below each protocol listed in your search, you can click **Abstract** to read the abstract while staying on the same page.

There are several different ways to sort your search: either by **relevance** or by **date** (from new to old or old to new).

You can also download citations for all results or selected results, by clicking on **Export citations** and selecting those you want to download.

If you wish to refine your search and be more specific, click on **Refine Search** on the top of the results page. Similar to an advanced search, this will allow you to add limits and additional keywords.





4 SEARCHING WITHIN A CURRENT PROTOCOL TITLE

After you use the search bar at the top of the page to search across all Current Protocols content, you can choose to restrict your results to a particular Current Protocols, as shown in the screenshot at the right.

Advanced Search (available from the search bar) will let you limit the search to author, title, keywords, etc., or to specify a publication date range. You can also click on **Citation Search** to search by citation.

You may find more information about these searching modalities in the **Wiley Online Library User Guide**.

5 EXPLORING THE CURRENT PROTOCOLS COLLECTION

As of 2021, Current Protocols publishes monthly, interdisciplinary issues, while also sorting those articles into their traditional legacy Current Protocols titles. Here, we will illustrate the various ways to browse Current Protocols content.

To see newly published protocols, click the **View the latest articles** button on the homepage. This brings you to the contents of the latest (in-progress issue).

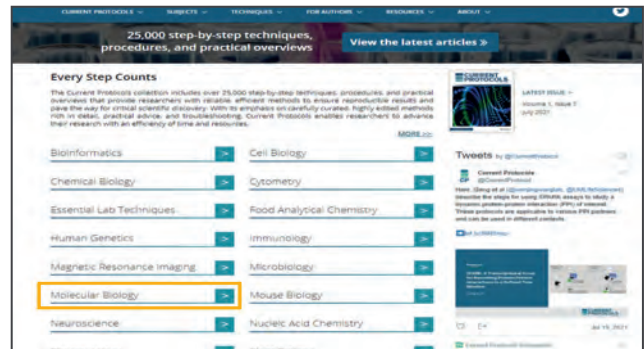
From here, you can scroll to browse the issue. You can view previous issues from the **Browse Articles** dropdown menu.

Click on the **Special Issues** tab to view special collections of protocols. Here you will find protocols in new subject areas and interdisciplinary collections. Current Protocols editors carefully curate the content for each title – inviting the best researchers to share their detailed protocols – with an eye toward creating the comprehensive collection of the most important protocols in the field. Exploring the topics collections provides valuable context – understanding the various methods that can be employed to perform a task or answer a particular research question.

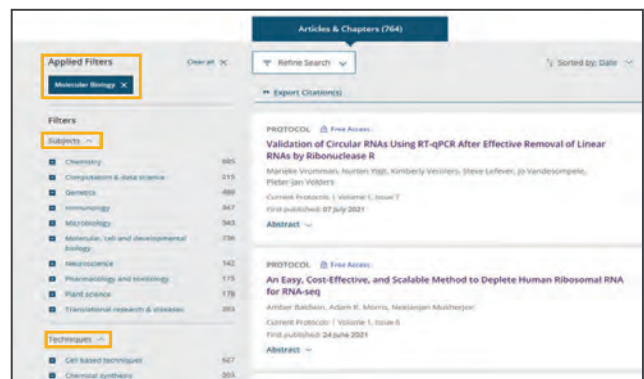
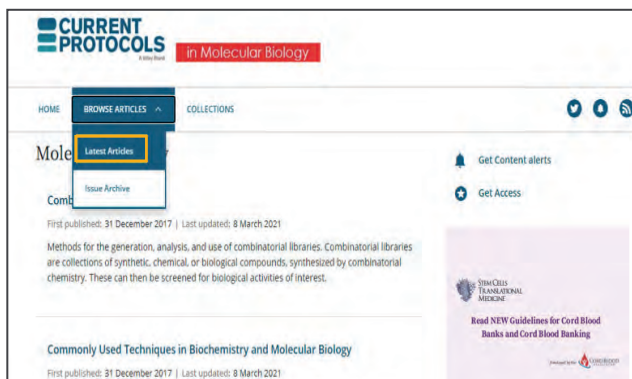


6 EXPLORING A CURRENT PROTOCOLS TITLE

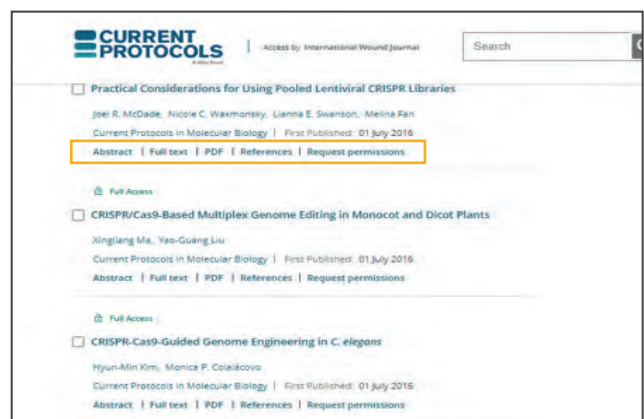
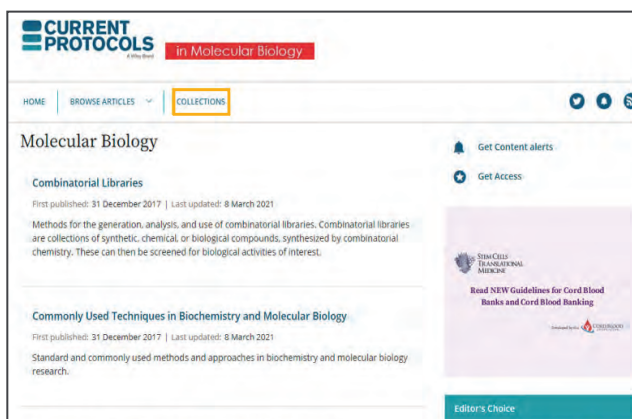
Many readers will want to focus their browsing to a particular Current Protocols legacy title; this is accomplished by clicking on the desired CP title on the homepage – either from the center list or from the Current Protocols dropdown menu.



Clicking on Molecular Biology will take you to the Current Protocols in Molecular Biology page. From here, click on the **Browse Articles** dropdown menu to either view the latest molecular biology articles, or view the CPMB issue archive.

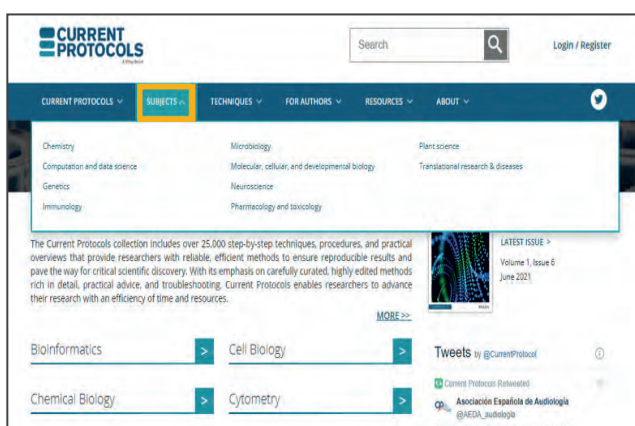


Clicking on the **Collections** tab will bring you to the familiar CPMB collections (formerly topics or chapters). This provides the curated view of all of the protocols published by Current Protocols in Molecular Biology, organized by topic.





You can also take advantage of our custom taxonomies to browse the complete Current Protocols collection by either Subject or by Technique, which you can select from the dropdown menu on the Current Protocols homepage. Choosing your top level topic of interest will bring you to a page displaying the complete Subject or Technique taxonomy. This can be expanded to drill down to your particular area of interest. Clicking on your term of interest will return a complete set of articles across the entire CP collection on that topic. The list can be filtered as shown in the section describing Search, above.



7 NAVIGATING A PROTOCOL

In the HTML version, you will notice a number of sections and functionalities.

Top navigation

- **Sections:** open a drop-down menu and move to the section you want to read first.
- **PDF:** access the protocol in PDF format, which you can download, zoom in/out, and print as needed.
- **Tools:** request permissions, add to favorites or track citations.
- **Share:** share the content with others.

Left-hand menu

- **Figures:** see all the figures within the protocol and download the files as .png or .ppt files.
- **References:** find all the references of other primary and secondary sources used to write this protocol.
- **Related:** find related protocols and other articles related to this protocol.
- **Information:** find information such as metrics, related keywords (which are hyperlinked and allow you to run a new search with one click), publication history and copyright information.



