

**MINISTRY OF SCIENCE AND HIGHER EDUCATION  
OF THE RUSSIAN FEDERATION  
KAZAN FEDERAL UNIVERSITY**

**N.K. MULLAGALIEV  
I.G. AKHMETZANOV  
A.K. GARAEVA**

**ENGLISH:  
GRAMMAR PROMPTS**

**Reference book**



**KAZAN**

**2023**

**UDC 811.111(075.8)**  
**BBC 81.2Англ-923**  
**M94**

*Published on the recommendation of the meeting of the Department  
of Foreign Languages in the Field of International Relations  
(protocol № 6 of January 19, 2023)  
and of the Education and Methodical Committee  
of the Institute of the International Relations  
of Kazan (Volga region) Federal University  
(protocol № 6 of February 22, 2023)*

**Head of the author's team**

Doctor of Pedagogical Sciences, Professor, the Head of the Department of Foreign  
Languages in the Field of International Relations, Kazan Federal University

**A.V. Fakhrutdinova**

**Reviewers:**

Candidate of Pedagogical Sciences, Associate Professor of the Department of Foreign  
Languages, Kazan Federal University **M.A. Mefodeva;**

Doctor of Philology, Professor of the Department of Philology and Country Studies of  
the Russian Islamic Institute **T.A. Shaikhullin**

**Mullagaliev N.K.**

**M94 English: grammar prompts:** reference book / N.K. Mullagaliev,  
I.G. Akhmetzyanov, A.K. Garaeva. – Kazan: Kazan University Press, 2023. –  
112 p.

**ISBN 978-5-00130-692-4**

This textbook is intended for the students at the level of A1-A2 (according to the CEFR). It contains materials that can be used both during training sessions and in the process of self-study. The textbook consists of 4 chapters, which are aimed at mastering the basic provisions of grammar used in the process of learning foreign languages, such as the use of a tense system, structural features of sentence construction (declarative, negative, interrogative), nuances of the use of the passive voice and modal verbs (expression of possibility, necessity, reality, unreality, assumptions, guesses, presumption, etc.). This manual involves the search and consolidation of materials from open sources in the process of mastering English grammar.

**UDC 811.111(075.8)**  
**BBC 81.2Англ-923**

**ISBN 978-5-00130-692-4**

© Mullagaliev N.K., Akhmetzyanov I.G., Garaeva A.K., 2023  
© Kazan University Press, 2023

**МИНИСТЕРСТВО НАУКИ И ВЫСШЕГО ОБРАЗОВАНИЯ  
РОССИЙСКОЙ ФЕДЕРАЦИИ  
КАЗАНСКИЙ ФЕДЕРАЛЬНЫЙ УНИВЕРСИТЕТ**

**Н.К. МУЛЛАГАЛИЕВ  
И.Г. АХМЕТЗЯНОВ  
А.К. ГАРАЕВА**

**АНГЛИЙСКИЙ ЯЗЫК:  
РЕКОМЕНДАЦИИ ПО ГРАММАТИКЕ**

**Учебное пособие (справочник)**



**КАЗАНЬ  
2023**

**УДК 811.111(075.8)**  
**ББК 81.2Англ-923**  
**М90**

*Печатается по рекомендации заседания кафедры  
иностранных языков в сфере международных отношений  
(протокол № 6 от 19 января 2023 г.)  
и учебно-методической комиссии  
Института международных отношений  
Казанского (Приволжского) федерального университета  
(протокол № 6 от 22 февраля 2023 г.)*

**Руководитель авторского коллектива**

доктор педагогических наук, профессор, заведующий кафедрой иностранных языков  
в сфере международных отношений КФУ **А.В. Фахрутдинова**

**Рецензенты:**

кандидат педагогических наук, доцент кафедры иностранных языков КФУ

**М.А. Мефодьева;**

доктор филологических наук, профессор кафедры филологии и страноведения РИИ

**Т.А. Шайхуллин**

**Муллагалиев Н.К.**

**М90 Английский язык: рекомендации по грамматике:** учебное пособие  
(справочник) / Н.К. Муллагалиев, И.Г. Ахметзянов, А.К. Гараева. – Казань:  
Издательство Казанского университета, 2023. – 112 с.

**ISBN 978-5-00130-692-4**

Данное учебное пособие предназначено для студентов уровня А1-А2 (в соответствии с CEFR). В нем содержатся материалы, которые могут быть использованы как во время учебных занятий, так и в процессе самостоятельного изучения. Учебное пособие состоит из четырех глав, которые направлены на овладение основными явлениями грамматики, применяемыми в процессе изучения иностранных языков, такими, как использование видо-временной системы, структурных особенностей построения предложений (повествовательных, отрицательных, вопросительных), нюансов употребления страдательного залога и модальных глаголов (выражение возможности, необходимости, реальности, ирреальности, предположений, догадок, допущений и т. д.). Данное пособие предполагает поиск и закрепление материалов из открытых источников в процессе освоения грамматики английского языка.

**УДК 811.111(075.8)**

**ББК 81.2Англ-923**

**ISBN 978-5-00130-692-4**

© Муллагалиев Н.К., Ахметзянов И.Г., Гараева А.К., 2023  
© Издательство Казанского университета, 2023

## TABLE OF CONTENTS

<b>UNIT 1 TENSES OF THE ENGLISH LANGUAGE.....</b>	<b>8</b>
Tenses enumeration.....	10
The image of the English tenses.....	17
Tenses and action relation.....	18
Cases of usage .....	20
Hypothetical tenses .....	29
Some constructions denoting past action.....	31
Regular and irregular verbs .....	33
Types of sentences according to their functions.....	34
Tenses formulae .....	35
The auxiliary verbs in the tenses.....	44
Auxiliary verbs and main verbs .....	55
Exercises on the English Tenses.....	59
<b>UNIT 2 SENTENCES.....</b>	<b>60</b>
Types of sentences according to their structure.....	61
Exercises on adverbial and conditional clauses.....	68
Questions and negation .....	70
Sequence of the tenses changes .....	75
Exercises on sentences.....	77
<b>UNIT 3 VOICE.....</b>	<b>78</b>
Active and Passive Voice .....	79
Passive tenses .....	82

Non-finite clauses .....	89
Exercises on non-finite clauses.....	92
Some constructions used in the Passive .....	93
Functions of the Passive voice .....	95
Exercises on Passive Voice.....	97
<b>UNIT 4 MODALS.....</b>	<b>98</b>
Modal verbs .....	99
Modality .....	100
Functions of modals.....	105
Exercises on Modal Verbs.....	107
<b>REFERENCES .....</b>	<b>108</b>

## PREFACE

This book reveals the peculiarities of the usage of English Grammar, especially the nuances of various tense formations that are considered to be the milestone for any learner at the level A1-A2. Moreover, it helps to understand the structure of the English sentence, the word order in which might differ significantly from any other non-Germanic languages. As well, in this book one might find the specificity of using the Passive Voice which is quite sophisticated and the modal verbs that sometimes can cause many troubles for a non-native speaker.

The book contains a set of tables, schematic explanations, different types of formulae to make the process of sentence forming easy and simple to implement into the speech.

The present book consists of four units starting with the basics of the English Grammar: Tenses, Sentences, Voice and Modals.

Each unit is constructed in such a way that presents the material from simple to a more complex gradation. It also includes examples of various formulae as well as the link to practice the learnt material individually through the fast QR code access. At the end of the book there are references and useful links to get more information and practice.

# UNIT 1

# TENSES



The picture is taken from the website:

[https://www.clipartmax.com/middle/m2i8d3G6m2Z5N4i8\\_english-grammar-series-is-an-excellent-and-effective-future-perfect-continuous-tense/](https://www.clipartmax.com/middle/m2i8d3G6m2Z5N4i8_english-grammar-series-is-an-excellent-and-effective-future-perfect-continuous-tense/)



## Tenses of the English language

Таблица 1

### Видо-временные формы

Present Simple\Indefinite	Present Continuous\Progressive	Present Perfect	Present Perfect- Continuous\Progressive
Past Simple\Indefinite	Past Continuous\Progressive	Past Perfect	Past Perfect- Continuous \Progressive
Future Simple\Indefinite	Future Continuous\Progressive	Future Perfect	Future Perfect- Continuous\Progressive
Future in the Past Simple\Indefinite	Future in the Past Continuous\Progressive	Future in the Past Perfect	Future in the Past Continuous\Progressive

Настоящее Простое	Настоящее Продолженное	Настоящее Завершенное	Настоящее Завершенно- продолженное
Прошедшее Простое	Прошедшее Продолженное	Прошедшее Завершенное	Прошедшее Завершенно- продолженное
Будущее Простое	Будущее Продолженное	Будущее Завершенное	Будущее Завершенно- продолженное
Будущее время в прошедшем Простое	Будущее время в прошедшем Продолженное	Будущее время в прошедшем Завершенное	Будущее время в прошедшем Завершенно- продолженное

## Tenses enumeration

### 4 варианта каждого времени

**Simple** (Indefinite – неопределенный) – Простое, регулярное, фактическое действие.

**Progressive** (Continuous – Продолженное) – Действие, которое протекает в момент речи.

**Perfect** (завершенное или результативное) – Действие, которое завершено к моменту речи.

**Perfect Progressive** (Continuous) – Продолжающееся действие с результатом в момент речи.

12 времен, которые характеризуют реальные действия + Future in the Past, который характеризует гипотетическое действие.

### Tenses in the English language – 16

TENSES + ASPECTS (ADDITIONAL MEANING – добавочное значение)

Таблица 2

	<b>SIMPLE \ INDEFINITE</b> – <i>regular – обычные, general facts – общие факты, general truth – основная правда, habits – привычки, preferences and thoughts – предпочтения и мысли,</i>	<b>CONTINUOUS \ PROGRESSIVE</b> – <i>going on actions – продолжающееся, temporary – временное, at the moment of speech – в момент</i>	<b>PERFECT</b> – <i>past to present – связывает прошлое с настоящим, completion – завершенность, result – результат</i>	<b>PERFECT-CONTINUOUS</b> – <i>action with result but that is still ongoing – действие, которое связывает прошлое с настоящим и продол-</i>
--	---	--	--	--

	<p><i>permanent – постоянное, repeated – повторяющаяся</i></p> <p><i>Timetable – расписание</i></p>	<p><i>речи</i></p> <p><i>Instant action – скоротечное действие</i></p> <p><i>Parallel actions – параллельные действия</i></p>		<p><i>жжется с определенным результатом</i></p>
<b>PRESENT</b>	<p>He <b>works</b> at school. – Он работает в школе.</p> <p><i>She attends the kindergarten. – Она ходит в садик.</i></p> <p><i>Usually – обычно, often – часто, generally –</i></p>	<p>He <b>is working</b> at school. – Он работает в школе (временно, на данный момент).</p> <p><i>She is going to the kindergarten. – Она (пока) Ходит в садик.</i></p> <p><i>Now – сейчас, at the moment –</i></p>	<p>He <b>has worked</b> at school. – (До данного момента) Он работал в школе.</p> <p><i>She has already come to the kindergarten. – Она уже пришла в садик.</i></p> <p><i>Already – уже, yet – еще, since – с какого-либо</i></p>	<p>He <b>has been working</b> at school (for 10 years). – Он работает в школе уже 10 лет.</p> <p><i>She has been going to the kindergarten for two years. – Она ходит в садик уже 2 года.</i></p> <p><i>Since – с какого-либо времени,</i></p>

	<p>обычно, <b>always</b> – всегда, <b>every (minute, second, week, day, month)</b> – каждый, <b>rarely</b> – редко, <b>seldom</b> – редко ...</p>	<p>на данный момент, <b>right now</b> – прямо сейчас...</p>	<p>времени, <b>ever</b> – когда либо, <b>never</b> – никогда, <b>till</b> – до, <b>until</b> – пока не, <b>for</b> – уже какое-то время...</p>	<p><b>for</b> – уже какое то время...</p>
<b>PAST</b>	<p><b>He worked at school.</b> – Он работал в школе.</p> <p><b>She went to the kindergarten yesterday.</b></p>	<p><b>He was working at school.</b> – Он тогда (в какой-то момент времени в прошлом) работал в школе.</p> <p><b>Yesterday at 8 she was going to the kindergarten.</b></p>	<p><b>He had worked at school.</b> – (К какому-то моменту) Он проработал в школе...</p> <p><b>She had come to the kindergarten at 8.10 yesterday.</b></p>	<p><b>He had been working at school (for 5 years when he was dismissed).</b> – Он проработал в школе уже 5 лет к тому моменту, когда его уволили.</p> <p><b>She had been going to the kindergarten for 2 years by yesterday.</b></p>

	<p><b>Ago</b> – назад (несколько дней назад), <b>last</b> (year, month) – в прошлом (году), <b>yesterday</b> – вчера, <b>the day before yesterday</b> – позавчера, <b>before</b> – прежде...</p>	<p><b>Then</b> – тогда, <b>at that moment</b> – в то время.</p>	<p><b>Already</b> – уже, <b>yet</b> – еще, <b>since</b> – с того момента, <b>ever</b> – когда либо, <b>never</b> – никогда, <b>till</b> – до, <b>until</b> – пока не, <b>for-</b> уже...  <i>Предпрошедшее</i></p>	<p><b>Since</b> – с какого-либо времени, <b>for</b> – уже какое то время ...</p>
<p><b>FUTURE</b></p>	<p><i>He will work at school.</i> – Он будет работать в школе.</p> <p><b>She will go to school.</b> – Она пойдет в школу.</p>	<p><i>He will be working at school.</i> – Он будет работать в школе (в определенное время или временно).</p> <p>Tomorrow at 8 she <b>will be going to school.</b> – Она завтра в 8 будет идти в школу.</p>	<p><i>He will have worked at school.</i> – Он проработает в школе.</p> <p>Tomorrow at 8.30 she <b>will have come to school.</b> – Завтра к 8.30 она уже придет в школу.</p>	<p><i>He will have been working at school.</i> – Он будет работать в школе (уже какое-то время и в момент речи тоже).</p> <p>She <b>will have been going to school 2 years by tomorrow.</b></p>

		(будет на пути в школу)		
	<i>Next (day, year) – на следующий (день), tomorrow – завтра, the coming week – на предстоящей...</i>	<i>Next (day, year) – на следующий (день), tomorrow – завтра, the coming week – на предстоящей...</i>	<i>By some moment in the future – к определенному моменту в будущем.</i>	<i>Next (day, year) – на следующий, tomorrow – завтра, the coming week – на предстоящей...</i>
<b>FUTURE IN THE PAST (бы)</b> Unreal – ирреальное, гипотетическое, желательное	<i>He would work at school. – Он бы работал в школе.</i>	<i>He would be working at school. – Он бы (сейчас) работал в школе.</i>	<i>He would have worked at school. – Он бы (уже) проработал в школе.</i>	<i>He would have been working at school. – Он уже работал бы в школе...</i>
Hypothetical – гипотетическое Intentions – Желательное Regret – Сожаление	<i>She would go to school again, but she will never be a child one more time. – Она бы снова пошла в школу, но стать ребенком еще раз она уже не сможет.</i>	<i>She would be going to school at 8 a.m. tomorrow. – Завтра в 8 утра она бы шла в школу.</i>	<i>She would have come to school by 8.30. – Она бы пришла в школу к 8.30.</i>	<i>She would have been going to school for 2 years by the next week. – На следующей неделе исполнилось бы 2 года,</i>

				как она посещает школу.
	<i>Next (day, year), tomorrow, the coming week...</i>	<i>Next (day, year), tomorrow, the coming week...</i>	<i>By some moment in the future.</i>	<i>Next (day, year), tomorrow, the coming week...</i>

**12 времен реальных + 4 времени гипотетических =**

**16 видо-временных конструкций**

**Never use sense perception, preferences, mental activity verbs and verbs denoting owning smth. in Continuous aspect. Otherwise, they can have absolutely different meaning.**

<b>See</b> – видеть	<b>Like</b> – нравиться	<b>Think</b> – думать	<b>Have</b> – иметь
<b>Hear</b> – слышать	<b>Love</b> – любить	<b>Understand</b> – понимать	<b>Own</b> – иметь, быть владельцем
<b>Feel</b> – чувствовать	<b>Wish</b> – желать		
<b>Taste</b> – ощущать вкус			
<b>Smell</b> – ощущать запах			

~~**She is seeing a man crossing the street.**~~ She sees a man crossing the street. – Она ~~временно~~ видит мужчину, который переходит улицу.

• I **felt** how she touched my left shoulder and said that I shouldn't move. – Я почувствовал, как она прикоснулась к моему левому плечу и сказала, чтоб я не двигался.

- She **was feeling** the way home, because it was too dark. – Она шла домой на ощупь, потому что было очень темно.

- I **taste** cinnamon in this cake. – В этом пироге ощущается вкус корицы.

- She **is tasting** the pie to decide should she buy it or not. – Она пробует пирог для того чтобы решить покупать его или нет.

- I **smell lavender** in the room. – В комнате пахнет лавандой.

- She **was smelling** the cheese to understand whether it was expired or not. – Она нюхала сыр для того чтобы понять, истек ли срок годности.

Have – иметь

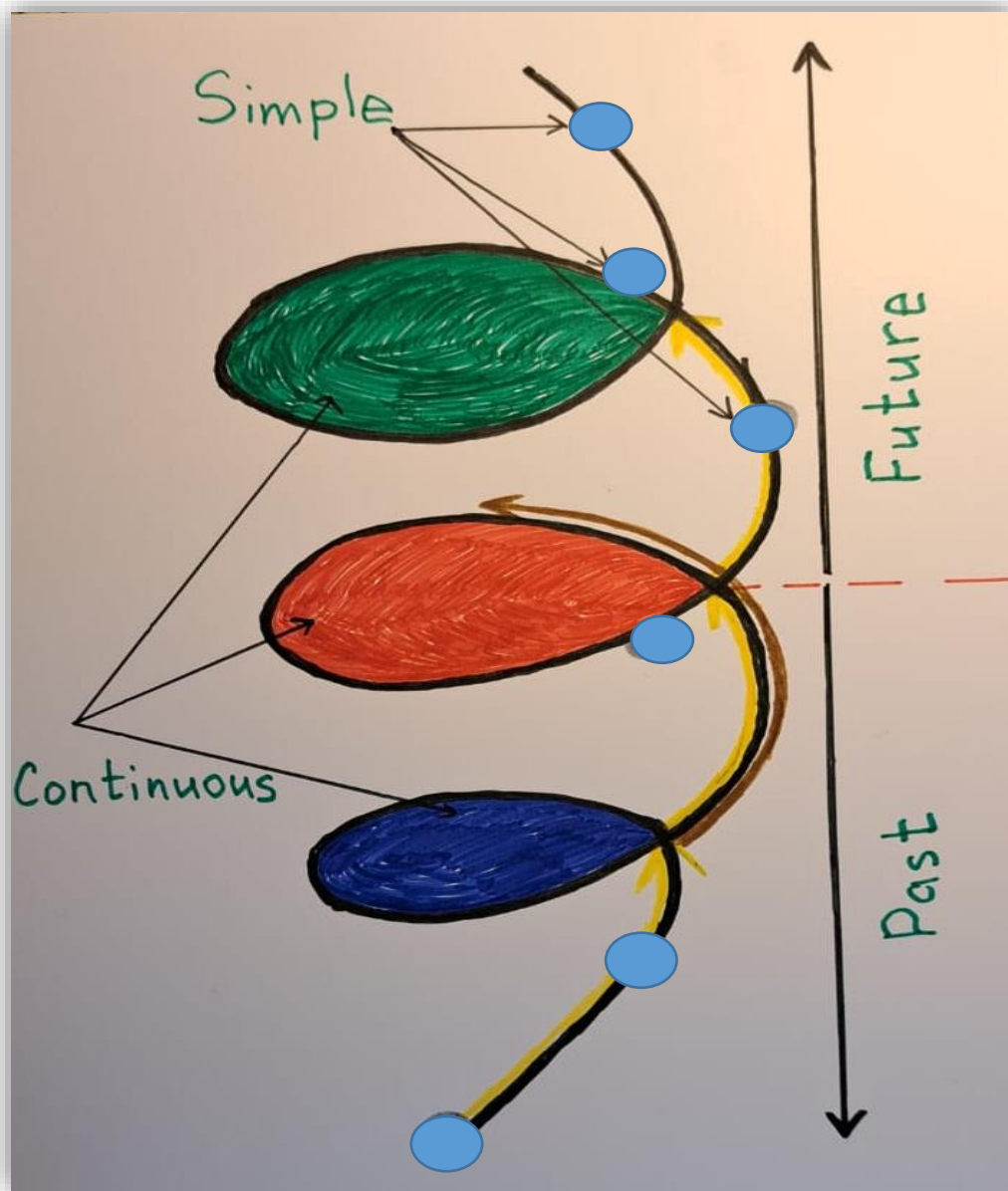
- She **has (own)** a wonderful BMW car. – У нее есть замечательный БМВ.

- She **is having shower** at the moment. – Сейчас она принимает душ.

- She **has** a shower. – У нее есть душ.



## The image of the English tenses



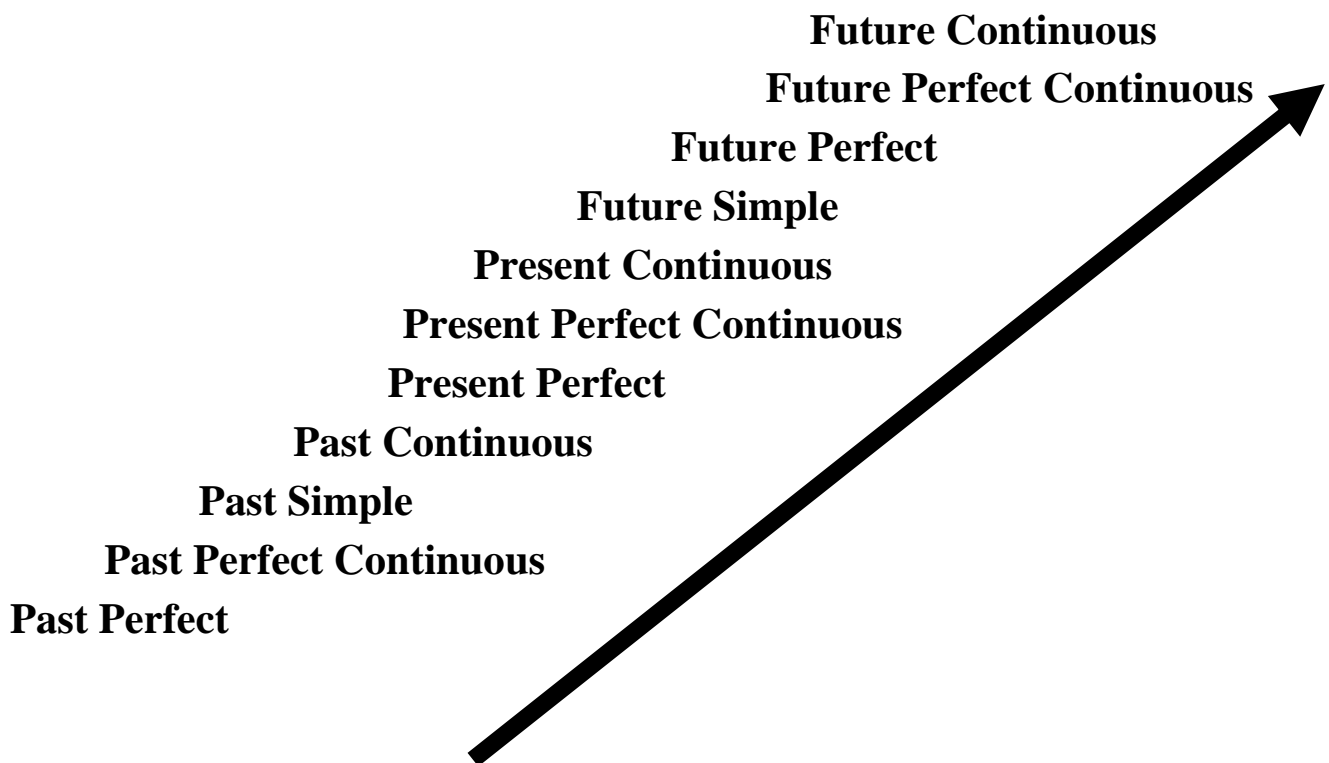
The picture is hand-drawn by the authors of the book.

Present Simple
Present Continuous
Present Perfect
Present Perfect Continuous

Past Simple
Past continuous
Past Perfect
Past Perfect Continuous

Future Simple
Future continuous
Future perfect
Future perfect continuous

**Tenses according to the relation  
of the action to the time when it happened**



**All the tenses enumerated**

- 1. Present Simple**
- 2. Present Continuous**
- 3. Present Perfect**
- 4. Present Perfect Continuous**
  
- 5. Past Simple**
- 6. Past Continuous**
- 7. Past Perfect**
- 8. Past Perfect Continuous**
  
- 9. Future Simple**
- 10. Future Continuous**
- 11. Future Perfect**
- 12. Future Perfect Continuous**

- 13. Future in Past Simple**
- 14. Future in the Past Continuous**
- 15. Future in the Past Perfect**
- 16. Future in the Past Perfect Continuous**

## CASES OF USAGE

### Present Simple \ Indefinite

1. **Regular action** – регулярное, обычное действие (с определенной регулярностью) – *She attends her granny twice a week.* – Она посещает свою бабушку 2 раза в неделю.
2. **Timetable\schedule** – расписание – *The train leaves at 5* – Поезд уезжает в 5.
3. **General truth and facts** – Общая правда, истина, факты, аксиологические знания – *Water boils at 100 degrees Celsius.* – Вода вскипает при 100 градусах по Цельсию.
4. **Sport commentaries** – Спортивные комментарии – *Zidane passes to Henry, Henry cuts inside.* – Зидан подает пас Генри, Генри забивает гол.
5. **Chain of actions** – Цепочка действий – *In the morning I get up, brush my teeth and go to school.* – Утром я встаю, чищу зубы и ухожу в школу.
6. **Headlines** – Газетные заголовки – *Shark attacks. A man awakens after 10 years of lethargy.* – Акула атакует. Человек выходит из 10 летней комы.
7. **Regulations and laws** – Правила и законы – *It is essential for everyone to fill in the form in triplicate.* – Форму необходимо заполнить в трех экземплярах.

8. **Time and place clauses** – Придаточные времени и места – [*I will go*] (where she points to). [*I will come*] (whenever you want). Я пойду туда, куда она укажет. Я приду тогда, когда ты захочешь. **INTERRUPTING ACTION** – прерывающее действие. *She is watching TV when he comes home.* – Когда он приходит домой, она обычно смотрит телевизор.
9. **Conditional 0 and 1** – Придаточные условия 0 го и 1 го типов. – <sup>0</sup>*If it is rainy the asphalt is wet.* – Если идет дождь, асфальт мокрый. <sup>1</sup>*If you come I will meet you.* – Если ты придешь, я тебя встречу.  
*If you will come, I will meet you.* – неформальная форма.
10. **With the verbs of sense and mental activity, preferences.** – С глаголами чувственного восприятия и мыслительной активности, обозначающие предпочтения. – *She likes coffee.* – Ей нравится кофе.
11. **Close future.** – Ближайшее будущее. – *Here comes the bus.* – Вот автобус едет. *Here is the waiter I come up and ask.* – Вот официант, я сейчас подойду и спрошу.

## Present Continuous

1. **Temporary action** – Временное действие, действие в момент речи – *She is living in a rental apartment now.* – Она временно живет в арендуемой квартире (accurate only for some period of time. – *She lives in a rental apartment*).
2. **Processes, chain of actions joined into a process.** – Процессы, и события, объединенные в один процесс. – *The prices are going higher and higher nowadays.* – Цены все растут и растут. *She is playing the piano when he comes home.* Когда он приходит домой,

она играет на пианино. INTERRUPTED ACTION-  
прерывающееся действие

3. **Future actions** – Обозначает будущую активность. – *She is visiting her friend tomorrow.* – Она завтра навестит своего друга (потому что она уже купила подарки для него). (100 % деятельность)
4. **Parallel actions** – Параллельные действия – *She is playing the piano and her son is singing.* – Она играет на пианино, а ее сын поет.
5. **Sport commentaries.** – Спортивные комментарии. – *Zidane is passing to Henry, Henry is cutting inside.* – Зидан дает пас Гэнри, Гэнри забивает гол.
6. **Annoying action.** – Раздражающее действие – *You are always shouting at me.* – Ты все время на меня кричишь.

## Present Perfect

1. **Completed action by the moment of speech** – действие, которое завершилось к моменту речи. – *She has written a composition.* – Она дописала сочинение.
2. **Some actions repeated several times: once, twice, several times (never, ever)** – Действия, которые происходили по несколько раз. – *She has never been to London.* – Она ни разу не была в Лондоне.

## Present Perfect Continuous

1. **Action started in the past and that is going on at the moment of speech with some particular result at the moment of speech.** – Действие, которое началось в определенный момент в прошлом, и продолжается в момент речи с определенным результатом. –

*She has been writing a composition for 2 hours.* – Она уже два часа пишет сочинение. *He has been colouring the wall for an hour.* – Он уже час красит стену.

## Some Nota Bene cases

### Present Perfect vs Present Perfect Continuous

**Have you been crying, honey? What's(has) happened?** – Ты плакала, дорогая? Что случилось? *Sympathy* – Проявление симпатии.

**Have you cried, honey? What's happened?** – Ты плакала, дорогая? Что случилось? – Хотим реально узнать, что случилось.

**Have you been colouring the wall?** – Ты стены красишь? Да

**Have you coloured the wall?** – Ты покрасил стены? Да\Нет

### Present Perfect vs Past Simple

**My friend has written a lot of poems** – Мой друг написал много стихотворений. He is alive and can continue writing – Он жив и сможет написать еще.

**Pushkin wrote a lot of poems** – Пушкин написал много стихотворений. He died. He cannot write anymore – Он умер и повторить не сможет.

### Past Indefinite / Simple (NOT CONNECTED WITH THE PRESENT)

1. **Simple action in the past** – простое действие в прошлом. I visited London last year. – Я посетил Лондон в прошлом году.
2. **Time and place clause** – придаточное времени и места. [She was watching TV] (when he came home). – Когда он пришел домой, [она смотрела телевизор]. – [She was looking] (where he pointed). – Она смотрела в том направлении, куда он указал.  
INTERRUPTING ACTION – прерывающее действие [She was sitting on a bench] (when the rain started). – Она сидела на скамейке, когда начался дождь.



3. **Chain of actions in the past.** – Цепочка событий в прошлом. *She put on a pair of gloves and a protective face mask and opened the door to go out.* – Она одела защитные перчатки, маску на лицо и открыла входную дверь.
4. **Conditionals 2.** – 2 тип условных предложений. – (*If I were you*) [*I wouldn't go out without a face mask*]. – На твоём месте, я бы не выходил без маски.

## Past Continuous

1. **Temporary action in the past.** – Временное действие в прошлом. Действие в момент речи в прошлом. – *Yesterday at 5 p.m. Michael was fixing his car before the final race.* – Вчера в 5 вечера Михаэль чинил свою машину перед финальным заездом.
2. **Interrupted action in the past.** – Прерванное действие в прошлом. [*He dropped the brush*] (*while he was cleaning the window*). – Когда чистил окно, он уронил щетку.
3. **Intentions in the past.** – Намерения в прошлом. – *Last year he was planning to buy a house (was buying a house).* – В прошлом году он планировал купить дом.
4. **Parallel \ simultaneous actions in the past.** – Параллельное или одновременное действие в прошлом. *She was cooking dinner, her husband was repairing the door.* – Она готовила ужин, ее муж чинил дверь.

## Nota Bene case.

**By the moment we entered the cinema the film started.** –  
Когда мы вошли в кинотеатр фильм начался. – Past Simple

**By the moment we entered the cinema the film had already started.** К моменту, когда мы вошли в кинотеатр, фильм уже начался. – missed some part of the film – Past Perfect

## Past Perfect

1. **Action that started in the pre-past and finished by the moment of speech in the past.** – Действие, которое началось в предпрошедшем времени и завершилось к моменту речи в прошлом. – (*By the moment we entered the cinema*) [*the film had already started*]. – Когда мы вошли в кинотеатр, фильм уже начался (шел).
2. **Conditionals 3 (Unreal conditional – Ирреальный тип условных предложений).** – 3 тип условных предложений. – *If you hadn't passed the test you would have been excluded.* – Если бы ты не сдал тест, ты был бы исключен (тогда).

## Past Perfect Continuous

1. **Action that started in the pre-past and went on at the moment of speech in the past with some result.** – Действие, которое началось в предпрошедшем и продолжается в момент речи в прошлом с определенным результатом. – *For the last week the couple had been living together for 50 years.* – На прошлой недели исполнилось 50 лет их совместной жизни.

## Future Indefinite\ Simple

1. **Simple action in the future.** – Простое действие в будущем. – *Tomorrow she will visit her friend in the hospital.* (50\50) – Завтра она навестит своего друга в больнице.
2. **Prediction, future gazing, foreseeing, intention, forecast.** – Предположения, заглядывание в будущее, предвидение, намерение, предсказание или прогнозирование. “*You will meet a handsome guy just after leaving me,*” said the medium. – «Ты встретишь красивого парня, как только уйдешь от меня», – сказала гадалка.
3. **Conditionals 1.** – 1 тип условных предложений. (*If the weather is fine*), [*we will go for a walk*]. – Если погода будет хорошей, мы пойдем гулять.
4. **Habits.** – Привычки – *He will be late again.* – Он опять опоздает.

## Future Continuous

1. **Action at a particular moment in the future \ Temporary action in the future.** – Действие, которое будет продолжаться в момент речи в будущем (временное действие в будущем) – *Tomorrow at 7 a.m. she will be flying to Miami.* – Завтра в 7 утра она будет лететь в Майами.
2. **Inevitable action in the future.** – Неизбежное действие в будущем. – *She will be meeting her ex-husband at the party tomorrow.* – Завтра на вечеринке ей придется встретиться с бывшим мужем.

## Future Perfect

1. **Action that will be completed by a particular moment (by the moment of speech) in the future.** – Действие, которое завершится

к определенному моменту в будущем. – *She will have finished the test by the end of the lesson.* – Она закончит тест к концу урока.

### **Future Perfect Continuous**

1. **Action that started earlier and will go on at the moment of speech in the future with some result.** – Действие, которое началось ранее и будет продолжаться в момент речи в будущем с определенным результатом. – *The next week he will have been working in this hospital for 10 years.* – На следующей неделе он будет работать в этой больнице уже 10 лет.

## HYPOTHETICAL TENSES

(unreal, surreal, irreal – Гипотетическое действие.)

### Future in the Past Indefinite

1. **Hypothetical action in the future.** – Гипотетическое действие в будущем. – *I would be a cloud to float in the sky.* – Я бы облаком плыл по небу.
2. **Conditional 2.** – 2 форма условных предложений – *If I had a hammer, I would hammer out an idea.* – Если бы мог, я бы наковал идею. Если бы я мог, я бы придумал.

### Future in the Past Continuous

1. **Hypothetical action at a particular moment in the future.** – Гипотетическое действие в момент речи в будущем. – *She would be lying in the beach tomorrow if they hadn't terminated the plain.* – Она бы уже завтра лежала на пляже, если бы не отменили самолет.

### Future in the Past Perfect

1. **Hypothetical action that will complete by a particular moment in the future.** – Гипотетическое действие, которое завершится к моменту речи в будущем. – *She would have written the book if decided to describe all the virtues of life she met.* – Она бы уже написала книгу, если бы начала описывать все события в своей жизни.

## Future in the Past Perfect Continuous

1. **Hypothetical action that will be going on at the moment of speech in the future.** – Гипотетическое действие, которое началось ранее и продолжается в момент речи с определенным результатом. – *She would have been working as an accountant if she had been promoted 2 years ago.* – Она бы уже работала бухгалтером достаточно долго, если бы ее повысили 2 года назад.

## Some constructions denoting past action

<b>used to + do – бывало, раньше может повторить</b>	<b>would + do – бывало, раньше не может повторить</b>	<b>to be used to +doing – иметь привычку</b>
<p>She <b>used to</b> visit her granny twice a week. – Она раньше посещала свою бабушку два раза в неделю.</p> <p>She <b>used to</b> be a blonde. – Она была блондинкой.</p>	<p>She <b>would</b> visit her granny twice a week. – Она раньше посещала свою бабушку два раза в неделю.</p>	<p>She <b>is used to</b> visiting her granny twice a week. – У нее есть привычка посещать бабушку 2 раза в неделю.</p> <p>He <b>is used to</b> drinking a cup of coffee each morning. – Он привык выпивать чашку кофе по утрам.</p>

### Future action by different Tenses

<b>Example</b>	<b>Translation</b>
She visits her friend on Monday.	Она навестит своего друга в понедельник.
She will visit her friend on Monday.	Она навестит своего друга в понедельник. (50\50)
She is going to visit her friend on Monday.	Она навестит своего друга в понедельник. (планирует)
She is visiting her friend on Monday.	Она навестит своего друга в понедельник. (100 % – делает что то в настоящем, чтобы совершить это действие в будущем)

She is to visit her friend on Monday.	Она навестит своего друга в понедельник. (так запланировано)
She has to visit her friend on Monday.	Она навестит своего друга в понедельник. (приходится из-за обстоятельств)
She will be visiting her friend on Monday.	Она навестит своего друга в понедельник. (неизбежность)
She is due to visit her friend on Monday.	Она навестит своего друга в понедельник. (ее обязанность)



## Regular and irregular verbs

### Regular verbs – ed (правильные глаголы)

<b>V verb</b>	<b>V<sub>2</sub> Past form</b>	<b>V<sub>3</sub> Participle II</b>	<b>V<sub>ing</sub> Participle 1/Gerund</b>	<b>Translation</b>
look	looked	looked	looking	Смотреть
study	studied	studied	studying	Учиться
lie	lied	lied	lying	Лгать

### Irregular verbs (неправильные глаголы)

<b>V</b>	<b>V<sub>2</sub></b>	<b>V<sub>3</sub></b>	<b>V<sub>ing</sub></b>	<b>translation</b>
do	did	done	doing	Делать
lay	laid	laid	laying	Положить
Eat	ate	eaten	eating	Кушать
Put	Put	Put	putting	Поставить, положить

V – 1 form verb колонка неправильных глаголов

V<sub>2</sub> – 2 колонка неправильных глаголов

V<sub>3</sub> – 3 колонка неправильных глаголов

V<sub>ed</sub> – правильные глаголы

V<sub>ing</sub> – 4 колонка

OPS – other parts of a sentence – другие части предложения

## Types of sentences according to their functions

1. **Declarative/affirmative Sentence (affirmation)** – утвердительные предложения
2. **Interrogative Sentence (questions)** – вопросительные предложения
3. **Exclamatory Sentence** – восклицательные предложения
4. **Imperative Sentence** – императивные предложения

Based on that information and for your convenience there can be distinguished the following possible forms

1. **Declarative affirmative sentence** (утвердительное предложение)
2. **Declarative negative sentence** (отрицательное предложение)
3. **Interrogative** (вопросительные предложения):
  - **General question or yes/no question or closed question** (общий вопрос)
  - **Special question** (специальный вопрос):
    - **Wh question** (вопрос к части предложения)
    - **question to the subject** (вопрос к подлежащему)
    - **alternative question** (вопрос с выбором, альтернативный вопрос)
    - **disjunctive question / tag question** (разделительный вопрос, вопрос с хвостиком)

## TENSES FORMULAE

### Present Simple sentence formulae

**Declarative (повествовательное):** Subject + V<sub>(s- third person singular)</sub> + OPS – She works in a café.

**Negative (отрицательное):** Subject + do\does + not + V+OPS. – She does not work in a café.

**General questions (общий вопрос):** Do\does + subject + V + OPS? – Does she work in a café? – (yes/no/I do not know)

**Special questions (специальный вопрос):**

**WH question (what, where, when, which, whose, who...):** WH+do\does + V + OPS? – Where does she work?

**Who question (вопрос к подлежащему):** Who+Vs+OPS? – Who works in a café?

**Alternative question (альтернативный вопрос):** Do\does + Subject + V + alternation (ony or one) + OPS? – Does she work in a café or in a shop?

**Disjunctive question (разделительный вопрос):** Subject + V<sub>(s- third person singular)</sub> + OPS, do\does + not + subject? – She works in a café, does not she? – Она работает в кафе, не так ли?

Subject + do\does + not + V + OPS, do\does + subject? – She does not work in a café, does she?

### Present Continuous sentence formulae

**Declarative:** Subject + be (am, is, are) + V<sub>ing</sub> + OPS. – They are playing in the yard.

**Negative:** Subject + be (am, is, are) + not + V<sub>ing</sub> + OPS. – They are not playing in the yard.

**General:** Be (am, is, are) + subject + V<sub>ing</sub> + OPS? – Are they playing in the yard?

**WH question:** WH + be (am, is, are) + subject + V<sub>ing</sub> + OPS? – Where are they playing?

**Who question:** Who + is + V<sub>ing</sub> + OPS? – Who is playing in the yard?

**Alternative question:** Be (am, is, are) + subject + V<sub>ing</sub> + alternation? – Are they playing or working in the yard?

**Disjunctive question:** Subject + be (am, is, are) + V<sub>ing</sub> + OPS, be (am, is, are) + not + subject? – They are playing in the yard, are not they?

### Present Perfect sentence formulae

**Declarative:** Subject + have\has (3d person singular) + V<sub>(ed)3</sub> + OPS – My parents have planned a party.

**Negative:** Subject + have\has (3d person singular) + not + V<sub>(ed)3</sub> + OPS – My parents have not planned a party.

**General:** Have\has (3d person singular) + Subject + V<sub>(ed)3</sub> + OPS? – Have my parents planned a party?

**WH question:** Wh + have\has (3d person singular) + subject + V<sub>(ed)3</sub> + OPS? – What have my parents planned?

**Who question:** Who + has + V<sub>(ed)3</sub> + OPS? – Who has planned a party?

**Alternative question:** Have\has (3d person singular) + Subject + V<sub>(ed)3</sub> + (Alternation) OPS? – Have my parents or my neighbours planned a party?

**Disjunctive question:** Subject + have\has (3d person singular) + V<sub>(ed)3</sub> + OPS, have\has (3d person singular) + not + subject? – My parents have planned a party, have not they?

My parents have not planned a party, have they?

### Present Perfect Continuous sentence formulae

**Declarative:** Subject + have\has (3d person singular) + been + V<sub>(ing)</sub> + OPS. – He has been living here for 2 weeks.

I have been living here for 2 years.

**Negative:** Subject + have\has (3d person singular) + not + been + V<sub>(ing)</sub> + OPS. – He has not been living here for two weeks.

**General:** Have\has (3d person singular) + subject + been + V<sub>(ing)</sub> + OPS? – Has he been living here for two weeks?

**WH question:** Wh + have\has (3d person singular) + subject + been + V<sub>(ing)</sub> + OPS? How long has he been living here?

How long *have you* been living here?

**Who question:** Who + has + been + V<sub>(ing)</sub> + OPS? – Who has been living here for two weeks?

**Alternative question:** Have\has (3d person singular) + subject + been + V<sub>(ing)</sub> + (Alternation) OPS? – Has he been living here or in New York for two weeks?

**Disjunctive question:** Subject + have\has (3d person singular) + been + V<sub>(ing)</sub> + OPS, have\has (3d person singular) + not + subject? – He has been living here for two weeks, hasn't he?

### Past Simple sentence formulae

**Declarative:** Subject + V<sub>(ed\2)</sub> + OPS. – Martin left the keys at home.

**Negative:** Subject + did + not + V + OPS. – Martin did not leave the keys at home.

**General:** Did + Subject + V + OPS? – Did Martin leave the keys at home?

**WH question:** Wh + did + subject + V + OPS? – What did Martin leave at home?

**Who question:** Who + V<sub>(ed\2)</sub> + OPS? – Who left the keys at home?

**Alternative question:** Did + Subject + V + (alternation) OPS? – Did Martin leave the keys or his ID at home?

**Disjunctive question:** Subject + V<sub>(ed\2)</sub> + OPS, did + not + subject? – Martin left the keys at home, did not he?

## Past Continuous sentence formulae

**Declarative:** Subject + was\were + V<sub>(ing)</sub> + OPS. – We were planning our meeting yesterday.

**Negative:** Subject + was\were +not + V<sub>(ing)</sub> + OPS. – We were not planning our meeting yesterday.

**General:** Was\were + subject+ V<sub>(ing)</sub> +OPS? – Were we planning our meeting yesterday?

**WH question:** Wh + was\were + subject + V<sub>(ing)</sub> +OPS? – What were we planning yesterday?

**Who question:** Who + was + V<sub>(ing)</sub> + OPS? Who was planning the meeting yesterday?

**Alternative question:** Was\were + subject + V<sub>(ing)</sub> + (Alternation) OPS? – Were we planning or holding our meeting yesterday?

**Disjunctive question:** Subject + was\were + V<sub>(ing)</sub> + OPS, was\were + not + subject? – We were planning the meeting yesterday, were not we?

## Past Perfect sentence formulae

**Declarative:** Subject + had + V<sub>(ed\3)</sub> + OPS. – Boys had completed the competition.

**Negative:** Subject + had + not + V<sub>(ed\3)</sub> + OPS. – Boys had not completed the competition.

**General:** Had + subject + V<sub>(ed\3)</sub> + OPS? – Had boy completed the competition?

**WH question:** Wh + had + subject+ V<sub>(ed\3)</sub> + OPS? – How had boys completed the competition?

**Who question:** Who+ had+ V<sub>(ed\3)</sub> + OPS? – Who had completed the competition?

**Alternative question:** Had + subject + V<sub>(ed\3)</sub> + (Alternation) OPS? – Had boys or girls completed the competition?

**Disjunctive question:** Subject + had + V<sub>(ed\3)</sub> + OPS, had + not + subject? – Boys had completed the competition, had not they?

## Past Perfect Continuous sentence formulae

**Declarative:** Subject + had + been + V<sub>(ing)</sub> + OPS. – They had been living together for 10 years.

**Negative:** Subject + had + not + been + V<sub>(ing)</sub> + OPS. – They had not been living together for 10 years.

**General:** Had + subject + been + V<sub>(ing)</sub> + OPS? – Had they been living together for 10 years?

**WH question:** Wh + had + subject + been + V<sub>(ing)</sub> + OPS? – How long had they been living together?

**Who question:** Who + had + been + V<sub>(ing)</sub> + OPS? – Who had been living together for 10 years?

**Alternative question:** Had + subject + been + V<sub>(ing)</sub> + (alternation)OPS? – Had they been living together or separately for 10 years?

**Disjunctive question:** Subject + had + been + V<sub>(ing)</sub> + OPS, had + not + subject? – They had been living together for 10 years, had not they?

## Future Simple sentence formulae

**Declarative:** Subject + will + V + OPS. – She will have dinner at 12.

**Negative:** Subject + will + not + V + OPS. – She will not have dinner at 12.

**General:** Will + subject + V + OPS? – Will she have dinner at 12?

**WH question:** Wh + will + subject + V + OPS? – When will she have dinner?

**Who question:** Who + will + V + OPS? – Who will have dinner at 12?

**Alternative question:** Will + subject + V + (alternation) OPS? – Will she or he have dinner at 12?

**Disjunctive question:** Subject + will + V + OPS, will + not + subject? – She will have dinner at 12, will not she? – She will not have dinner at 12, will she?

## Future Continuous sentence formulae

**Declarative:** Subject + will + be + V<sub>(ing)</sub> + OPS. – Marta will be flying to Jamaica tomorrow at 5.

**Negative:** Subject + will + not + be + V<sub>(ing)</sub> + OPS. – Marta will not be flying to Jamaica tomorrow at 5.

**General:** Will + subject + be + V<sub>(ing)</sub> + OPS? – Will Marta be flying to Jamaica tomorrow at 5?

**WH question:** Wh + will + subject + be + V<sub>(ing)</sub> + OPS? – Where will Marta be flying tomorrow at 5?

**Who question:** Who + will + be + V<sub>(ing)</sub> + OPS? – Who will be flying to Jamaica tomorrow at 5?

**Alternative question:** Will + subject + be + V<sub>(ing)</sub> + (alternation)OPS? – Will Marta or Karen be flying to Jamaica tomorrow at 5?

**Disjunctive question:** Subject + will + be + V<sub>(ing)</sub> + OPS, will + not + subject? – Marta will be flying to Jamaica tomorrow at 5, will not she?

## Future Perfect sentence formulae

**Declarative:** Subject + will + have + V<sub>(ed\3)</sub> + OPS. – A doctor will have finished an operation by 5.

**Negative:** Subject + will + not + have + V<sub>(ed\3)</sub> + OPS. – A doctor will not have finished an operation by 5.

**General:** Will + subject + have + V<sub>(ed\3)</sub> + OPS? – Will doctor have finished an operation by 5?

**WH question:** Wh + will + subject + have + V<sub>(ed\3)</sub> + OPS? – When will doctor have finished an operation?

**Who question:** Who + will + have + V<sub>(ed\3)</sub> + OPS? – Who will have finished an operation by 5?

**Alternative question:** Will + subject + have + V<sub>(ed\3)</sub> + (alternation) OPS? – Will doctor have finished an operation or blood infusion by 5?

**Disjunctive question:** Subject + will + have + V<sub>(ed\3)</sub> + OPS, will + not + subject? – A doctor will have finished an operation by 5, will not he?



## Future Perfect Continuous sentence formulae

**Declarative:** Subject + will + have + been + V<sub>(ing)</sub> + OPS. – We will have been learning English for 2 months.

**Negative:** Subject + will + not + have + been + V<sub>(ing)</sub> + OPS. – We will not have been learning English for 2 months.

**General:** Will + subject + have + been + V (ing) + OPS? – Will we have been learning English for 2 months?

**WH question:** Wh + will + subject + have + been + V<sub>(ing)</sub> + OPS? – How long will we have been learning English for?

**Who question:** Who + will + have + been + V (ing) + OPS? – Who will have been learning English for 2 months?

**Alternative question:** Will + subject + have + been + V(ing) + (alternation) OPS? – Will we have been learning English or German for 2 months?

**Disjunctive question:** Subject + will + have + been + V<sub>(ing)</sub> + OPS, will + not + subject? – We will have been learning English for 2 months, will not we?

## Future in the Past Simple sentence formulae

**Declarative:** Subject + would + V + OPS. – She would have dinner at 12.

**Negative:** Subject + would + not + V + OPS. – She would not have dinner at 12.

**General:** Would + subject + V + OPS? – Would she have dinner at 12?

**WH question:** Wh + would + subject + V + OPS? – When would she have dinner?

**Who question:** Who + would + V + OPS? – Who would have dinner at 12?

**Alternative question:** Would + subject + V + (alternation) OPS? – Would she or he have dinner at 12?

**Disjunctive question:** Subject + would + V + OPS, would + not + subject? – She would have dinner at 12, would not she?

## Future in the Past Continuous sentence formulae

**Declarative:** Subject + would + be +  $V_{(ing)}$  + OPS. – Marta would be flying to Jamaica tomorrow at 5.

**Negative:** Subject + would + not + be +  $V_{(ing)}$  + OPS. – Marta would not be flying to Jamaica tomorrow at 5.

**General:** Would + subject + be +  $V_{(ing)}$  + OPS? – Would Marta be flying to Jamaica tomorrow at 5?

**WH question:** Wh + would + subject + be +  $V_{(ing)}$  + OPS? – Where would Marta be flying tomorrow at 5?

**Who question:** Who + would + be +  $V_{(ing)}$  + OPS? – Who would be flying to Jamaica tomorrow at 5?

**Alternative question:** Would + subject + be +  $V_{(ing)}$  + (alternation) OPS? – Would Marta or Karen be flying to Jamaica tomorrow at 5?

**Disjunctive question:** Subject + would + be +  $V_{(ing)}$  + OPS, would + not + subject? – Marta would be flying to Jamaica tomorrow at 5, would not she?

## Future in the Past Perfect sentence formulae

**Declarative:** Subject + would + have +  $V_{(ed\3)}$  + OPS. – A doctor would have finished an operation by 5.

**Negative:** Subject + would + not + have +  $V_{(ed\3)}$  + OPS. – A doctor would not have finished an operation by 5.

**General:** Would + subject + have +  $V_{(ed\3)}$  + OPS? – Would doctor have finished an operation by 5?

**WH question:** Wh + would + subject + have +  $V_{(ed\3)}$  + OPS? – When would doctor have finished an operation?

**Who question:** Who + would + have +  $V_{(ed\3)}$  + OPS? – Who would have finished an operation by 5?

**Alternative question:** Would + subject + have +  $V_{(ed\3)}$  + (alternation) OPS? – Would doctor have finished an operation or blood infusion by 5?

**Disjunctive question:** Subject + would + have + V<sub>(ed\3)</sub> + OPS, would + not + subject? – A doctor would have finished an operation by 5, would not he?

### **Future in the Past Perfect Continuous sentence formulae**

**Declarative:** Subject + would + have + been + V<sub>(ing)</sub> + OPS. – We would have been learning English for 2 months.

**Negative:** Subject + would + not + have + been + V<sub>(ing)</sub> + OPS. – We would not have been learning English for 2 months.

**General:** Would + subject + have + been + V<sub>(ing)</sub> + OPS? – Would we have been learning English for 2 months?

**WH question:** Wh+ would + subject + have + been + V<sub>(ing)</sub> + OPS? – How long would we have been learning English for?

**Who question:** Who + would + have + been + V<sub>(ing)</sub> + OPS? – Who would have been learning English for 2 months?

**Alternative question:** Would + subject + have + been + V<sub>(ing)</sub> + (alternation) OPS? – Would we have been learning English or German for 2 months?

**Disjunctive question:** Subject + would + have + been + V<sub>(ing)</sub> + OPS, would + not + subject? – We would have been learning English for 2 months, would not we?

## The auxiliary verbs in the tenses

**Present Simple – the auxiliary is **do** or **does**.**

I	do	We	do
You	do	You	do
He	does	They	do
She	does		
It	does		

1. Play – plays (the final is vowel **-y** and before that there is a vowel **a**)
2. Try – tries (**-y** changes into **-i** because of a preceding consonant)
3. Make – makes (add **-es** omitting the final **e**)
4. Work – works
5. Do – does

**Example sentence:**

+	She visits her granny every day.
–	She does not visit her granny every day.
?	Does she visit her granny every day?
Wh.	Whom does she visit every day?
Who	Who visits her granny every day?
Altern.	Does she visit her granny or her grandpa every day?
Tag1	She visits her granny every day, does not she?
Tag2	She does not visit her granny every day, does she?

## Present Continuous – to be (am, is, are)

I	am	We	are
You	are	You	are
He	is	They	are
She	is		
It	is		

### Example sentence:

+	Martin is playing in the yard.
–	Martin is not playing in the yard.
?	Is Martin playing in the yard?
Wh.	Where is Martin playing?
Who	Who is playing in the yard?
Altern.	Is Martin playing or working in the yard?
Tag1	Martin is playing in the yard, is not he?
Tag2	Martin is not playing in the yard, is he?

## Present Perfect – have или has

I	have	We	have
You	have	You	have
He	has	They	have
She	has		
It	has		

**Example sentence:**

+	They have finished the lesson.
–	They have not finished the lesson.
?	Have they finished the lesson?
Wh.	What have they finished?
Who	Who have finished the lesson?
Altern.	Have they finished the lesson or their work?
Tag1	They have finished the lesson, have not they?
Tag2	They have not finished the lesson, have they?

**Present Perfect Continuous – have или has been**

I	have been	We	have been
You	have been	You	have been
He	has been	They	have been
She	has been		
It	has been		

**Example sentence:**

+	Children have been writing the composition for an hour.
–	Children have not been writing the composition for an hour.
?	Have children been writing the composition for an hour?
Wh.	What have children been writing for an hour?
Who	Who has been writing a composition for an hour?
Altern.	Have children been writing a composition for an hour or for a day?
Tag1	Children have been writing the composition for an hour, have not they?
Tag2	Children have not been writing the composition for an hour, have they?

## Past Simple – did

I	did	We	did
You	did	You	did
He	did	They	did
She	did		
It	did		

### Example sentence:

+	Lucy caught the last train yesterday.
–	Lucy did not catch the last train yesterday.
?	Did Lucy catch the last train yesterday?
Wh.	When did Lucy catch the last train?
Who	Who caught the last train yesterday?
Altern.	Did Lucy catch the last train or bus yesterday?
Tag1	Lucy caught the last train yesterday, did not she?
Tag2	Lucy did not catch the last train yesterday, did she?

## Past Continuous – was or were

I	was	We	were
You	were	You	were
He	Was	They	were
She	Was		
It	was		

**Example sentence:**

+	They were watching TV at 5 yesterday.
–	They were not watching TV at 5 yesterday.
?	Were they watching TV at 5 yesterday?
Wh.	What were they watching at 5 yesterday?
Who	Who was watching TV at 5 yesterday?
Altern.	Were they watching TV or reading at 5 yesterday?
Tag1	They were watching TV at 5 yesterday, were not they?
Tag2	They were not watching TV at 5 yesterday, were they?

**Past Perfect – had**

I	had	We	had
You	had	You	had
He	had	They	had
She	had		
It	had		

**Example sentence:**

+	Alex had completed the task by 7 yesterday.
–	Alex had not completed the task by 7 yesterday.
?	Had Alex completed the task by 7 yesterday?
Wh.	When had Alex completed the task yesterday?
Who	Who had completed the task by 7 yesterday?
Altern.	Had Alex completed or started the task by 7 yesterday?
Tag1	Alex had completed the by 7 yesterday, had not he?
Tag2	Alex had not completed the task by 7 yesterday, had he?



## Past Perfect Continuous – had been

I	had been	We	had been
You	had been	You	had been
He	had been	They	had been
She	had been		
It	had been		

### Example sentence:

+	They had been living together for 10 years by the last week.
–	They had not been living together for 10 years by the last week.
?	Had they been living together for 10 years by the last week?
Wh.	How long had they been living together by the last week?
Who	Who had been living together for 10 years by the last week?
Altern.	Had they been living together for 10 or 5 years by the last week?
Tag1	They had been living together for 10 years by the last week, had not they?
Tag2	They had not been living together for 10 years by the last week, had they?

## Future Simple – will

I	Will\shall	We	Will\shall
You	will	You	will
He	Will	They	Will
She	will		
It	Will		

**Example sentence:**

+	I will go to the hospital tomorrow.
-	I will not go to the hospital tomorrow.
?	Will I go to the hospital tomorrow?
Wh.	When will I go to the hospital?
Who	Who will go to the hospital tomorrow?
Altern.	Will I go to the hospital or to the theatre tomorrow?
Tag1	I will go to the hospital tomorrow, will not I?
Tag2	I will not go to the hospital tomorrow, will I?

**Future Continuous – will be**

I	Will\shall be	We	Will\shall be
You	will be	You	Will be
He	Will be	They	Will be
She	Will be		
It	Will be		

**Example sentence:**

+	Jack will be flying to Jamaica at 5 tomorrow.
-	Jack will not be flying to Jamaica at 5 tomorrow.
?	Will Jack be flying to Jamaica at 5 tomorrow?
Wh.	Where will Jack be flying at 5 tomorrow?
Who	Who will be flying to Jamaica at 5 tomorrow?
Altern.	Will Jack or Mary be flying to Jamaica at 5 tomorrow?
Tag1	Jack will be flying to Jamaica at 5 tomorrow, will not he?
Tag2	Jack will not be flying to Jamaica at 5 tomorrow, will he?

## Future Perfect – will have

I	Will\shall	We	Will\shall
You	will	You	will
He	Will	They	Will
She	will		
It	Will		

### Example sentence:

+	We shall\will have fixed our car by the end of working day.
–	We shall not have fixed our car by the end of working day.
?	Shall we have fixed our car by the end of working day?
Wh.	What shall we have done by the end of working day?
Who	Who shall have fixed our (their) car by the end of working day?
Altern.	Shall we have fixed our car by 3 or by the end of working day?
Tag1	We shall have fixed our car by the end of working day, shall not we?
Tag2	We shall not have fixed our car by the end of working day, shall we?

## Future Perfect Continuous- will have been

I	Will\shall have been	We	Will\shall have been
You	will have been	You	Will have been
He	Will have been	They	Will have been
She	Will have been		
It	Will have been		

**Example sentence:**

+	They will have been studying for a year by the next month.
–	They will not have been studying for a year by the next month.
?	Will they have been studying for a year by the next month?
Wh.	How long will they have been studying by the next month?
Who	Who will have been studying for a year by the next month?
Altern.	Will they have been studying for a year by the next month or by the next week?
Tag1	They will have been studying for a year by the next month, will not they?
Tag2	They will not have been studying for a year by the next month, will they?

**Future in the Past Simple - would**

I	would	We	would
You	would	You	would
He	would	They	would
She	would		
It	would		

**Example sentence:**

+	I would go to the hospital tomorrow.
–	I would not go to the hospital tomorrow.
?	Would I go to the hospital tomorrow?
Wh.	When would I go to the hospital?
Who	Who would go to the hospital tomorrow?
Altern.	Would I go to the hospital or to the theatre tomorrow?
Tag1	I would go to the hospital tomorrow, would not I?
Tag2	I would not go to the hospital tomorrow, would I?

## **Future in the Past Continuous – would be**

I	would be	We	would be
You	would be	You	would be
He	would be	They	would be
She	would be		
It	would be		

### **Example sentence:**

+	Jack would be flying to Jamaica at 5 tomorrow.
–	Jack would not be flying to Jamaica at 5 tomorrow.
?	Would Jack be flying to Jamaica at 5 tomorrow?
Wh.	Where would Jack be flying at 5 tomorrow?
Who	Who would be flying to Jamaica at 5 tomorrow?
Altern.	Would Jack or Mary be flying to Jamaica at 5 tomorrow?
Tag1	Jack would be flying to Jamaica at 5 tomorrow, would not he?
Tag2	Jack would not be flying to Jamaica at 5 tomorrow, would he?

## **Future in the Past Perfect – would have**

I	would have	We	would have
You	would have	You	would have
He	would have	They	would have
She	would have		
It	would have		

**Example sentence:**

+	We would have fixed our car by the end of working day.
–	We would not have fixed our car by the end of working day.
?	Would we have fixed our car by the end of working day?
Wh.	What would we have done by the end of working day?
Who	Who would have fixed our (their) car by the end of working day?
Altern.	Would we have fixed our car by 3 or by the end of working day?
Tag1	We would have fixed our car by the end of working day, shall not we?
Tag2	We would not have fixed our car by the end of working day, shall we?

**Future in the Past Perfect Continuous– would have been**

I	would have been	We	would have been
You	would have been	You	would have been
He	would have been	They	would have been
She	would have been		
It	would have been		

**Example sentence:**

+	They would have been studying for a year by the next month.
–	They would not have been studying for a year by the next month.
?	Would they have been studying for a year by the next month?
Wh.	How long would they have been studying by the next month?
Who	Who would have been studying for a year by the next month?
Altern.	Would they have been studying for a year by the next month or by the next week?
Tag1	They would have been studying for a year by the next month, would not they?
Tag2	They would not have been studying for a year by the next month, would they?

## AUXILIARY VERBS AND MAIN VERBS

<p><b>MAIN – verb that carries the main idea of a sentence</b></p>	<p><b>AUXILIARY – verb that is usually used in a complementary way. It helps to organize sentences of different types (questions, negative, exaggerated).</b></p>
<p><b>Action (predicate)</b> действие: <i>run, skip, think</i></p> <p><b>Phenomenon</b> явление: <i>to rain, to snow</i></p> <p><b>Process</b> процесс: <i>to darken, to increase</i></p> <p><b>Mental activity</b> мыслительный процесс: <i>to think, to consider</i></p> <p><b>Possession</b> владение: <i>to have, to own</i></p> <p><b>NUMBER</b> – singular / plural</p> <p><b>TENSE</b> – 16 tenses</p> <p><b>MOOD</b> –</p> <ul style="list-style-type: none"> <li>• <b>The Indicative Mood</b> (изъявительное наклонение),</li> <li>• <b>The Imperative Mood</b> (повелительное наклонение или императив),</li> <li>• <b>The Subjunctive Mood</b> (сослагательное наклонение).</li> </ul> <p><b>VOICE</b> – active / passive</p> <p><b>Dynamic</b> – denote some activity (run)</p>	<p><b>Make links and organize sentences, make an expression:</b>  <i>have /has</i> (3 person, singular\had),  <i>be</i> (was\were\am\is\are), <i>do /does</i> – (3 person, singular\did), <i>will/shall</i> – (1 person <sup>singular+plural</sup>) <i>would</i></p> <p><b>Link verbs:</b> <i>Be, feel, seem, look, become, get, grow, taste, come and others.</i> – Link verbs.</p> <ul style="list-style-type: none"> <li>• We <b>are</b> students.</li> <li>• It <b>becomes</b> colder every day.</li> <li>• The road <b>came</b> white and straight in front of us.</li> <li>• The soup <b>tastes</b> good.</li> <li>• She <b>is</b> having breakfast.</li> </ul> <p>Some cases of usage:</p> <ul style="list-style-type: none"> <li>– I <b>don't</b> like coffee.</li> <li>– <b>Do</b> I like coffee?</li> <li>– She <b>does</b> like coffee.</li> <li>– She likes coffee.</li> <li>– You lie to me. – You <b>do</b> lie to me.</li> </ul>

<p><b>Static</b> – some state (think, stay)</p> <p><b>Regular</b> – live-lived – lived</p> <p><b>Irregular</b> – become – became- become</p> <p><b>Transitive</b> – without a preposition (go home, be happy)</p> <p><b>Intransitive</b> – with preposition (go to bed, speak to)</p>	<p>I love you.</p> <p>I <b>do</b> love you. – stronger</p> <p>I <b>am</b> (main verb) a student.</p> <p>I <b>am</b> (auxiliary verb) <b>skiing</b> (main verb).</p> <p>Modal verbs – do not need full infinitive (to do): <b>can/could, may/might, must, shall, will, should, ought, would, need, dare, be, have.</b></p> <ul style="list-style-type: none"> <li>• I <b>can</b> swim.</li> <li>• I <b>will</b> swim tomorrow.</li> </ul>
---	--

Modal verbs do not need auxiliary verbs. – Модальный глагол не требует вспомогательного глагола.

She plays the piano. – She **doesn't** play the piano. **Does** she play the piano?

She **can play** the piano. – She **cannot** play the piano. **Can** she **play** the piano?

She **needs to buy** some dough to make a cake. – She **doesn't** need to buy any dough to make a cake. **Does** she need to buy any dough to make a cake? – **MAIN VERB**

She **need buy** some dough to make a cake. – She **needn't** buy any dough to make a cake. **Need** she buy any dough to make a cake? – **MODAL VERB**



## CONTRACTED FORMS

**She's** = she is, **they're** = they are, **she's been** = she has been, **you've** = you have, **you'd** = you had/ you would.

**Isn't**, **ain't** = are not (aren't), **isn't** (informal and not usually used, but can be seen in songs and so on), **aren't** = are not, **haven't** = have not, **hasn't** = has not, **weren't** = were not, **wasn't** = was not, **didn't** = did not, **doesn't** = does not, **don't** = do not

*Lord, there **ain't** no end to women's notions.* – Uncle Tom's Cabin

**Cannot\can't**, **couldn't** = could not, **wouldn't** = would not, **won't** = will not, **shan't** = shall not, **shouldn't** = should not, **oughtn't to** = ought not to, **mustn't** = must not, **mayn't** = may not, **mightn't** = might not, **needn't** = need not.

not = **n't**

CONTRACTIONS ARE NOT FORMAL AND USUALLY NOT USED IN FORMAL DOCUMENTS!!!

She should not have opened the door. – She **shouldn't've** opened the door.

When there is more than one subject we usually do not use contractions. – если несколько подлежащих, то сокращать вспомогательные глаголы нельзя!!!

She **hasn't** come to the party.

Mary and Mark **have not** come to the party.

If there is '**and**' between the words it is treated as plural – Our chef *and* Mike **are** friends.

If there is '**or**' between the words it is treated as singular – My friend *or* me **is** going to come.

**Mashed potato and cutlet** *was* very delicious. – Comes as one option in the menu and it is treated as a unity

**The police *are*** fighting against speeding. – Each policeman fights against speeding. A group of people who work in a police department.

**The police *is*** near the post office. – Police department (governmental institute) is near the post office.

**Nobody *has*** come. – No one has come.

**Somebody *has*** come. – Some person has come.

**Someone *has*** left **his/her** phone in the class. Please, could you tell **him/her** to take it.

**Someone *has*** left **their** phone in the class. Please, could you tell **them** to take it.

**We'd have<sup>V1</sup>** a party instead of an exam. – We **would** have a party instead of an exam.

**We'd never been<sup>V3</sup>** there previously. – We **had** never been there previously.

I **have**<sup>auxiliary</sup> **had**<sup>main</sup> 5 lessons. – **Present Perfect**

I **had**<sup>auxiliary</sup> **had**<sup>main</sup> 5 lessons by 5 o'clock yesterday. – **Past Perfect**

What **do** you do in summer? =

What **do** you usually do in summertime? British

What **will** you do in summertime? American

Informal speech:

**have got – have**

She **has got** a cake. – **Has she got** a cake?

She *has* a cake. – **Does** she **have** a cake?

She *has* a cake. – **Has** she a cake? – informal cases only, just in oral speech

I am a student, **am not I?** – Oxford

I am a student, **aren't I?** – Cambridge – more traditional, more used, more general

Let's go to the cinema, **shall** we? – disjunctive question / tag question

Let's = Let us

I **do not** have a phone, **do I?** = -,+?

I **have** a phone, **don't I?** = +,-?

He **doesn't** need to repeat the year, **does** he?

He **needn't** repeat the year, **need** he?

She **can** buy a house, **cannot** she?

She **can't** buy a house, **can** she?

It **may**\**might** be fine tomorrow, **mightn't** it?

**Scan the QR code and do the exercises to practice your grammar on tenses.**



# UNIT 2

# SENTENCES



The picture is taken from the website:

[https://www.clipartmax.com/middle/m2i8i8G6i8m2H7b1\\_free-pencil-clipart-free-download-clip-art-writing-center-clipart/](https://www.clipartmax.com/middle/m2i8i8G6i8m2H7b1_free-pencil-clipart-free-download-clip-art-writing-center-clipart/)

# TYPES OF SENTENCES

## FUNCTION

DECLARATIVE /  
AFFIRMATIVE +

NEGATIVE -

INTERROGATIVE?

GENERAL

SPECIAL

WH QUESTIONS

ALTERNATIVE

DISJUNCTIVE \TAG

## STRUCTURE

SIMPLE

COMPOUND

COMPLEX

COMPOUND-COMPLEX

PARENTHETICAL CLAUSE ()

## PARENTHETICAL CLAUSE

*Her singing is exceptional, I think (I'm afraid, as they say). ( ) – parentheses*

## COMPOUND-COMPLEX

*There was a song in every heart; **and** if the heart was young the music issued at the lips.*

*<sup>1</sup>There was a song in every heart; <sup>2</sup>**and** (if the heart was young) <sup>3</sup>[the music issued at the lips].*

*1. There was a song in every heart – simple sentence*

*2. **And** if the heart was young **the music issued at the lips.** – complex sentence*

- *the music issued at the lips - main clause*
- *if the heart was young – subordinate clause (conditional clause)*

*<sup>1</sup>There was a song in every heart; <sup>2</sup>**and** if the heart was young the music issued at the lips.*

## SIMPLE

*Non-extended – I like. Subject + predicate.*

*Extended – I like tea. I like black tea.*

## COMPOUND

*Compound sentences are equal and can be connected:*

Syndetically

(Coordinating conjunctions – *and, or, else, but*) + (conjunctive adverbs – *otherwise, however, nevertheless, yet, still, therefore*)

Go at once, **else** you will miss your train.

The darkness was thinning, **but** the street was still dimly lighted.

Asyndetically – without any means

The rain fell softly, the house was quiet.

**COMPLEX**

1. Subject
2. Predicate
3. Object
4. Attribute
5. Adverbial modifier

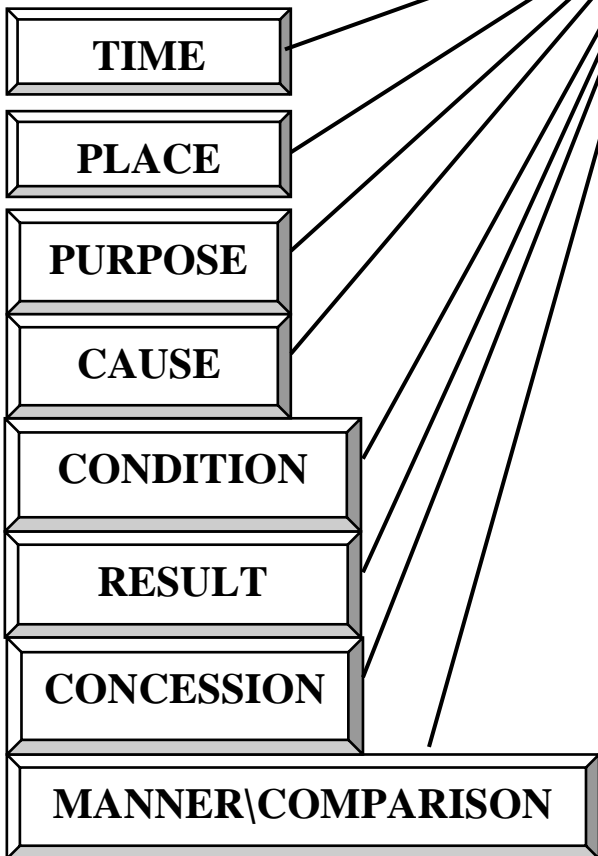
**SUBJECT CLAUSE**

**PREDICATIVE**

**OBJECT CLAUSE**

**ATTRIBUTIVE**

**ADVERBIAL CLAUSE**





## SUBJECT CLAUSE

**that, if, whether, who, which, what, whoever, whatever, where, when, how, why**

*What I want to do is to save us both.*

*– Find the core (subject + predicate)*

*[(What I want to do) is to save us both]. – It is to save us both. A complex sentence with a subject clause.*

*[(What was done) couldn't be undone].*

*Empty subjects – It .... \ There ....*

*<sup>1</sup>[It was impossible] <sup>2</sup>(that they might encounter somebody).*

*That they might encounter somebody was impossible.*

*<sup>1</sup>[<sup>2</sup>(What the companies do) is maximize their profits.]*

*It & There – empty subjects*

***There** is an apple **on the table**. – What is there on the table?*

*The apple is on the table. – Where is the apple?*

## PREDICATIVE CLAUSE

*Predicative clause is when the subordinate clause comes as the predicative of a main clause.*

**that, if, whether, as if, who, which, what, where, when, how, why**

*[Our attitude is (that facts are facts)]. – Our attitude is obvious.*

*[But this time, just about sunset, was always (what I loved best)].*

## OBJECT CLAUSE

Object clause comes as an object of a main clause.

**that, if, whether, who, which, what, whoever, whatever, whichever, where, when, how, why.**

*[<sup>1</sup>He said <sup>2</sup>(there was nothing much the matter with you)]. – He said it.*

*[I'll do (just what I say)]. – I will do it.*

## ATTRIBUTIVE CLAUSE

*Subordinate clause comes as an attribute of a main sentence*

**that, whether, how, why, who, whose, which, as, where, when**

*<sup>1</sup>[He stopped in the hope] <sup>2</sup>(that she would speak). – He stopped in a perspective hope.*

*<sup>1</sup>[The fortune fact <sup>2</sup>(that the rector's letter did not require an immediate answer) would give him time to consider].*

## ADVERBIAL CLAUSE

*Subordinate sentence comes as an adverbial modifier of a main clause.*

## TIME

**When, while, whenever, as, till, until, as soon as, as long as, since, after, before, now that.**

*[You can stay here] (as long as you want). – You can stay here 5 minutes.*

*[There was a pause] (while he raised his cup and drank some tea).*

## PLACE

***Where, wherever***

*[I looked] (where she pointed). – I looked at the tree.*

*[We will live (wherever you want)].*

## CONDITION

***If, unless, suppose, in case, on condition that, provided***

*<sup>1</sup>[I will do everything you wish], <sup>2</sup>(provided it lies in my power).*

*(If I can) [I will come to the dinner]. – I type*

## RESULT

***So that, so, such***

*[Darkness had fallen], (so that the streets were nearly deserted).*

*[He is so weak] (that he can hardly move).*

## MANNER\COMPARISON

*As, than, as...as, as if, as though*

*[We were going up] (as fast as we could).*

*[She did exactly] (as he told her). – She did it quickly.*

## PURPOSE

*That, in order that, so that, lest*

*[She kept her back to the window], (that he might not see her face).*

## CAUSE

*As, because, since, for fear that, for the reason that, on the ground that.*

<sup>1</sup>(*Since he had a certain talent for composition*), <sup>2</sup>[*his English teacher encouraged him to write for the college magazine*].

## CONCESSION

*Though, although, as, no matter how, however, whoever, whatever, whichever, notwithstanding that, in spite of the fact that*

<sup>1</sup>[*I enjoyed the day*], <sup>2</sup>(*though it was rainy*).

**Scan the QR code and do the exercises  
to practice your grammar on adverbial clauses.**



**Scan the QR code and do the exercises  
to practice your grammar on conditional clauses.**



# QUESTIONS AND NEGATION

## Sentences

### According to their structure

- **simple** (one subject+one predicate)
- **compound** (one+one+one – the sentences are equal)
- **complex** (the sentences are not equal – main sentence+subordinate sentence\clause)
- **compound-complex** (compound sentence+complex sentence)
- **parethetical sentences** (sentences where there are parentheses= ( ) )

parenthesis – (- singular

parentheses – () – plural

analysis-analyses

datum- data

cactus-cacti\cactuses

### According to their function

1. **affirmative\declarative** +
2. **negative** - -
3. **interrogative\questions** - ?

**affirmative** – direct word order (\*subject +predicate+\*object + adverbial modifier)

\*attribute

## FORMING NEGATION

- **particle not** – I do not like coffee.

- **adverb\pronoun no** – She has no idea.

- **negative pronouns** (*no, neither, nor, nobody, nothing, no one*) –  
**Neither** me **nor** my friend came to the party. **No one** entered the room.

- **words with negative meanings** (*hardly, rarely, little, few, fail, deny*) – She **failed** to open the door.

- **negative prefixes**

- **verbs** – dis-, mis-, un-, de- (**dislike, misunderstand, misuse, unpack, defuse**)

- **nouns** – anti-, non-, in-, dis-, de- (**anti-perspirant, anti-freeze, non-smoker, nonsense, inactivity, disadvantage, decentralisation, deforestation**)

- **adjectives** – anti-, in-, il-, un-, ir-, im-, dis-, non- (**anti-social, inconvenient, illegal, unnatural, unusual, irresponsible, irrelevant, impossible, impolite, dishonest, non-alcoholic, non-toxic**)

**little** <sup>-not enough</sup> - **a little** <sup>-enough</sup> – uncountable

I have **a little** money and can afford a car.

She has **little** money and can't buy a loaf of bread.

**few** <sup>not enough</sup> - **a few** <sup>enough</sup> – countable

She has **a few** friends.

She has **few** friends. *у нее нет друзей. у нее почти нет друзей.*

The task is difficult.

The task is not easy.

The task is not difficult.

The task is easy.

The task is not uneasy. – *informal*. **no double negation**.

*I don't know nothing*. Informal for exaggerating the things told.

**some, any**

some – affirmative sentences

any – negative and interrogative

I have some meal.

I don't have any meal.

any – любой – I would drink anything.

Will you have some coffee? – offer

*She is **not a** cook, but how delicious she cooks.* – Она не повар по профессии.

*She is **no** cook; please don't let her make pasta.* – Да какой она повар. Какой из нее повар. Она никакой не повар.

*Hardly **did I know** the fact that she was married.* – I hardly knew the fact that she was married.

*Rarely **do they** marry several wives nowadays, because the economic situation is rather tough\thin (difficult).*

Not only **did he** know about the crime but could easily recognize the committers. – He knew not only about the crime ...



## QUESTIONS

1. **General questions\ yes/no questions / closed questions** – *yes, no, I don't know.* – *do you know the timetable?*

### 2. **Special questions**

➤ **WH questions** – what, why, how, when, where, which, whose, who ... (question words) – what **do** you **like** most of all? who wants to be the first to enter the crime scene?

➤ **alternative questions** (alter ego – второе я) – **Do** you like dark chocolate **or** white chocolate?

### ➤ **disjunctive questions/tag questions**

She doesn't like coffee, *does she?*

Let's go to the cinema, *shall we?*

I am a student, aren't I? (am not I / **ain't I** )

Nobody has come, have **they?** – Someone has left **their** phone. please tell the students/ **them** to come and take it.

Nothing has happened, has **it?** -, +

Nothing **happens** (when she is here), **does** it? -, +

**indirect questions** – questions that occur in indirect speech.

## INDIRECT QUESTIONS

1. General questions – indirect.

“Do you have a sister?” she asked (direct speech). – She **asked** me if/whether I **had** a sister.

“Does she know the news?” she **asked**. – She **asked** if she **knew** the news. (sequence of tenses)

“Will he come to the party?” Mark **asked**. – Mark **asked** whether he **would come** to the party.

She **asks**, “will you go with me?” – She **asks** if I **will** go with her.

She **asked**, “do you like coffee?” – She **asked** if I **like(d)** coffee.  
(if the state is unlikely to change)

He **said**, “The earth is round.” – He **claimed** that the earth **is (was)** round.

## 2. Special questions (WH questions) indirect.

Mike **asked**, “who are you?” – Mike **wondered** who I **was**.

Donald **asked**, “which film is my favourite film?” – Donald **wanted to clarify** which film was his favourite one.

Mickey asked, “why have you done **this?**” – Mickey **was eager to know** why I had done **that**.

*Changes of adverbial according to the sequence of the tenses.*

*here – there*

*this – that*

*these – those*

*now – that day, then, at that time*

*yesterday – the day before, the previous day.*

*tomorrow – the next day, the following day*

## 3. Special questions (alternative questions) indirect.

She **said**, “Do you have milk or not?” – She **asked whether** I had milk **or not**.

She **asked if** I had milk **or not**.

She **asked whether or not** I had milk.

**She asked if or not I had milk.** – not possible.

Lucy **asked**, “Have you bought chocolate or cherry cake?” – Lucy asked **if** I had bought chocolate **or** cherry cake.

## 4. Special questions (tag questions) indirect.

She **asked**, “She doesn’t like chocolate, does she?” – She asked **if** she liked chocolate **or not**.

### Question in the question

Do you think **something is wrong** direct word order?

Does he say **someone is waiting** outside?

Does he believe that **the fight will stop**?

Who do you say broke the window?

### Rhetorical questions

Are you joking at me?

### Reduced questions

You should close the windows. – Why me? – Why should I?

### Echo questions.

Do you have ten thousand dollars? – Ten thousand dollars?!

Have you ever been to the moon? – Have I ever been to where? –  
To the moon?

### Statements used as questions.

Your name?

You have a car?

Monday is a holiday?

## SEQUENCE OF THE TENSES CHANGES

	Simple	Continuous	Perfect	Perfect Continuous
Present	↓	↓	↓	↓
Past	↓	→		↓
Future				
Future in the past	↓	↓	↓	↓

She asked Martin, “What is your name?”

She asked Martin what his name was.

She asked, “How old are you?”

She asked how old I was.

He asks, “What is the next bus time?”

He asks what the next bus time is.

### **Some other changes.**

Now – then, at that time.

Yesterday – the day before, the previous day.

Tomorrow – the next day, the following day.

Here – there

This – that

These – those

Last (day, week, year) – the day before, the previous day.

Now – then

Today – that day

Yesterday – the day before \ the previous day

Tomorrow – the next day \ the following day

Here – there

There – (here) not always

This – that

These – those

the day after tomorrow – the day after the next day

## NEGATION

**PARTICLE NOT**

**NEGATIVE PRONOUNS**

**NEGATIVE PREFIXES**

**WORDS WITH NEGATIVE  
MEANING**

## QUESTIONS

**GENERAL**

**SPECIAL**

**WH QUESTIONS**

**ALTERNATIVE**

**DISJUNCTIVE**

**Scan the QR code and do the exercises  
to practice your grammar on sentences.**



# UNIT 3

# VOICE



**ACTIVE**



**PASSIVE**

The picture is taken from the website:

[https://www.clipartmax.com/middle/m2i8d3b1i8Z5A0Z5\\_active-vs-passive-voice-running-fast-clipart/](https://www.clipartmax.com/middle/m2i8d3b1i8Z5A0Z5_active-vs-passive-voice-running-fast-clipart/)

## VOICE

ACTIVE

PASSIVE

**DOER – AGENT** – то, что совершает действие, тот, кто совершает действие

**Doer is the subject** of a sentence  
Подлежащее выполняет действие.

agent/doer **Mike** likes ice-cream.

Подлежащее активно.

Subject ~~object~~

**Subject is not the doer** of a sentence. Подлежащее подвергается воздействию.

The house is built by agent/doer **my father**.

Подлежащее пассивно.

Subject ~~object~~

Mike has written a letter.

The letter is written by Mike.

Subject

Predicate

Object

Attribute

Adverbial modifier

Main verb – основной глагол

Auxiliary verb – вспомогательный глагол

Link verb – глагол связка

SUBJECT + LINK VERB+ V<sub>3(ed)</sub>+ other parts of a sentence.

I write a letter.

### Present Forms

1. The letter is written **by me (agent)**. – *Письмо написано мной.*  
(фактологическая информация – утверждается факт самого действия)

2. The letter is being written by me. – *Письмо пишется мной.*

3. The letter has been written by me. – *Письмо написано мной.*  
(интересно завершенность действия)

### Past Forms

1. The letter was written by me. – *Письмо было написано мной.*  
(фактологическое действие)

2. The letter was being written by me. – *Письмо писалось мной.*  
(В определенное время в прошлом)

3. The letter had been written by me. – *Письмо было написано мной* (к определенному моменту в прошлом – важно завершенность действия к определенному моменту).



## **Future Forms**

1. The letter will be written by me. – Письмо будет написано мной.  
(фактологичность)

2. The letter will have been written by me. – Письмо будет написано мной (к определенному времени – завершенность)

### **Future in the Past forms (Hypothetical future – возможное будущее, но его на самом деле нет)**

1. The letter would be written by me. – Письмо было бы написано мной. (Возможность в гипотезе)

2. The letter would have been written by me. – Письмо было бы уже написано мной. (к моменту речи действие уже не совершено).

# PASSIVE TENSES

## PRESENT TENSES

### Present Simple Passive sentence formulae

**Declarative (повествовательное):** Subject + be (am, is, are) + V<sub>3/ed</sub> + OPS. – The house is built by my father.

**Negative (отрицательное):** Subject + be (am, is, are) + not + V<sub>3/ed</sub> + OPS. – The house is not built by my father.

**General questions (общий вопрос):** Be (am, is, are) + Subject + V<sub>3/ed</sub> + OPS. – Is the house built by my father? – (yes/no/I do not know)

**Special questions (специальный вопрос):**

**WH question (what, where, when, which, whose, who...):** WH + be (am, is, are) + Subject + V<sub>3/ed</sub> + OPS? – Whom is the house built by?

**Who question (вопрос к подлежащему):** What + be (am, is, are) + V<sub>3/ed</sub> + OPS? – What is built by my father?

**Alternative question (альтернативный вопрос):** Be (am, is, are) + Subject + V<sub>3/ed</sub> + OPS or OPS. – Is the house built by my father or by my brother?

**Disjunctive question (разделительный вопрос):** Subject + be (am, is, are) + V<sub>3/ed</sub> + OPS, be (am, is, are) + not + Subject? – The house is built by my father, is not it?

Subject + be (am, is, are) + not + V<sub>3/ed</sub> + OPS, be (am, is, are) + Subject? – The house is not built by my father, is it?

### Present Continuous Passive sentence formulae

**Declarative (повествовательное):** Subject + be (am, is, are) + being + V<sub>3/ed</sub> + OPS. – The house is being built by my father.

**Negative (отрицательное):** Subject + be (am, is, are) + not + being + V<sub>3/ed</sub> + OPS. – The house is not being built by my father.

**General questions (общий вопрос):** Be (am, is, are) + Subject + being + V<sub>3/ed</sub> + OPS? – Is the house being built by my father? – (yes/no/I do not know)

**Special questions (специальный вопрос):**

**WH question (what, where, when, which, whose, who...):** WH + be (am, is, are) + Subject + being + V<sub>3/ed</sub> + OPS? – Whom is the house being built by?

**Who question (вопрос к подлежащему):** What + be (am, is, are) + being + V<sub>3/ed</sub> + OPS? – What is being built by my father?

**Alternative question (альтернативный вопрос):** Be (am, is, are) + Subject + being + V<sub>3/ed</sub> + OPS or OPS. – Is the house being built by my father or by my brother?

**Disjunctive question (разделительный вопрос):** Subject + be (am, is, are) + being + V<sub>3/ed</sub> + OPS, be (am, is, are) + not + Subject? – The house is being built by my father, is not it?

Subject + be (am, is, are) +not +being + V<sub>3/ed</sub> + OPS, be (am, is, are) + Subject? – The house is not being built by my father, is it?

### Present Perfect Passive sentence formulae

**Declarative:** Subject + have\has (3d person singular) +been + V<sub>(ed\3)</sub> + OPS – The house has been built by my father.

**Negative:** Subject + have\has (3d person singular) + not + been + V<sub>(ed\3)</sub> + OPS – The house has not been built by my father.

**General:** Have\has (3d person singular) + Subject + been + V<sub>(ed\3)</sub> +OPS? – Has the house been built by my father?

**WH question:** Wh + have\has (3d person singular) + subject + V<sub>(ed\3)</sub> + OPS? – When has the house been built by my father?

**Who question:** What + has +been + V<sub>(ed\3)</sub> +OPS? – What has been built by my father?

**Alternative question:** Have\has (3d person singular) + Subject (Alternation) + been + V<sub>(ed\3)</sub> + OPS? – Has the house or the garage been built by my father?

**Disjunctive question:** Subject + have\has (3d person singular) + V<sub>(ed\3)</sub> + OPS, have\has (3d person singular) + not + subject? – The house has been built by my father, has not it?

The house has been built by my father, has it?

## PAST TENSES

### Past Simple Passive sentence formulae

**Declarative (повествовательное):** Subject + was<sup>3d, singular</sup>/were + V<sub>3/ed</sub> + OPS. – The house was built by my father.

**Negative (отрицательное):** Subject + was<sup>3d, singular</sup>/were + not + V<sub>3/ed</sub> + OPS. – The house was not built by my father.

**General questions (общий вопрос):** Was<sup>3d, singular</sup>/were + Subject + V<sub>3/ed</sub> + OPS? – Was the house built by my father? – (yes/no/I do not know)

### Special questions (специальный вопрос):

**WH question (what, where, when, which, whose, who...):** WH + Was<sup>3d, singular</sup>/were + Subject + V<sub>3/ed</sub> + OPS? – Whom was the house built by?

**Who question (вопрос к подлежащему):** What + was<sup>3d, singular</sup>/were + V<sub>3/ed</sub> + OPS? – What was built by my father?

**Alternative question (альтернативный вопрос):** Was<sup>3d, singular</sup>/were + Subject + V<sub>3/ed</sub> + OPS or OPS. – Was the house built by my father or by my brother?

**Disjunctive question (разделительный вопрос):** Subject + was<sup>3d, singular</sup>/were + V<sub>3/ed</sub> + OPS, was<sup>3d, singular</sup>/were + not + Subject? – The house was built by my father, was not it?

Subject + was<sup>3d, singular</sup>/were + not + V<sub>3/ed</sub> + OPS, was<sup>3d, singular</sup>/were + Subject? – The house was not built by my father, was it?

## Past Continuous Passive sentence formulae

**Declarative (повествовательное):** Subject + was<sup>3d, singular</sup>/were + being + V<sub>3/ed</sub> + OPS. – The house was being built by my father.

**Negative (отрицательное):** Subject + was<sup>3d, singular</sup>/were + not + being + V<sub>3/ed</sub> + OPS. – The house was not being built by my father.

**General questions (общий вопрос):** Was<sup>3d, singular</sup>/were + Subject + being + V<sub>3/ed</sub> + OPS? – Was the house being built by my father? – (yes/no/I do not know)

**Special questions (специальный вопрос):**

**WH question (what, where, when, which, whose, who...):** WH + was<sup>3d, singular</sup>/were + Subject + being + V<sub>3/ed</sub> + OPS? – Whom was the house being built by?

**Who question (вопрос к подлежащему):** What + was<sup>3d, singular</sup>/were + being + V<sub>3/ed</sub> + OPS? – What was being built by my father?

**Alternative question (альтернативный вопрос):** Was<sup>3d, singular</sup>/were + Subject + being + V<sub>3/ed</sub> + OPS or OPS. – Was the house being built by my father or by my brother?

**Disjunctive question (разделительный вопрос):** Subject + was<sup>3d, singular</sup>/were + being + V<sub>3/ed</sub> + OPS, was<sup>3d, singular</sup>/were + not + Subject? – The house was being built by my father, was not it?

Subject + was<sup>3d, singular</sup>/were + not + being + V<sub>3/ed</sub> + OPS, was<sup>3d, singular</sup>/were + Subject? – The house was not being built by my father, was it?

## Past Perfect Passive sentence formulae

**Declarative:** Subject + had + been + V<sub>(ed\3)</sub> + OPS – The house had been built by my father.

**Negative:** Subject + had + not + been + V<sub>(ed\3)</sub> + OPS – The house had not been built by my father.

**General:** Had + Subject + been + V<sub>(ed\3)</sub> + OPS? – Had the house been built by my father?

**WH question:** Wh + had + subject + been + V<sub>(ed)3</sub> + OPS? – When had the house been built by my father?

**Who question:** What + had + been + V<sub>(ed)3</sub> + OPS? – What had been built by my father?

**Alternative question:** Had + Subject (Alternation) + been + V<sub>(ed)3</sub> + OPS? – Had the house or the garage been built by my father?

**Disjunctive question:** Subject + had + been + V<sub>(ed)3</sub> + OPS, had + not + subject? – The house had been built by my father, had not it?

The house had been built by my father, had it?

## FUTURE TENSES

### Future Simple Passive sentence formulae

**Declarative (повествовательное):** Subject + will + be + V<sub>3/ed</sub> + OPS. – The house will be built by my father.

**Negative (отрицательное):** Subject + will + not + be + V<sub>3/ed</sub> + OPS. – The house will not be built by my father.

**General questions (общий вопрос):** Will + Subject + be + V<sub>3/ed</sub> + OPS? – Will the house be built by my father? – (yes/no/I do not know)

**Special questions (специальный вопрос):**

**WH question (what, where, when, which, whose, who...):** WH + will + Subject + be + V<sub>3/ed</sub> + OPS? – Whom will the house be built by?

**Who question (вопрос к подлежащему):** What + will + be + V<sub>3/ed</sub> + OPS? – What will be built by my father?

**Alternative question (альтернативный вопрос):** Will + Subject + be + V<sub>3/ed</sub> + OPS or OPS? – Will the house be built by my father or by my brother?

**Disjunctive question (разделительный вопрос):** Subject + will + be + V<sub>3/ed</sub> + OPS, will + not + Subject? – The house will be built by my father, will not it?

Subject + will + not + be + V<sub>3/ed</sub> + OPS, will + Subject? – The house will not be built by my father, will it?

## Future Perfect Passive sentence formulae

**Declarative:** Subject + will + have + been +  $V_{(ed)3}$  + OPS. –  
The house will have been built by my father.

**Negative:** Subject + will + not + have + been +  $V_{(ed)3}$  + OPS –  
The house will not have been built by my father.

**General:** Will + Subject + have + been +  $V_{(ed)3}$  + OPS? – Will the house have been built by my father?

**WH question:** Wh + will + Subject + have + been +  $V_{(ed)3}$  + OPS? –  
When will the house have been built by my father?

**Who question:** What + will + have + been +  $V_{(ed)3}$  + OPS? – What will have been built by my father?

**Alternative question:** Will + Subject (Alternation) + have + been +  $V_{(ed)3}$  + OPS? – Will the house or the garage have been built by my father?

**Disjunctive question:** Subject + will + have + been +  $V_{(ed)3}$  + OPS,  
will + not + subject? – The house will have been built by my father, will not it?

The house will not have been built by my father, will it?

## FUTURE IN THE PAST TENSES

### Future in the Past Simple Passive sentence formulae

**Declarative (повествовательное):** Subject + would + be +  $V_{3/ed}$  + OPS. – The house would be built by my father.

**Negative (отрицательное):** Subject + would + not + be +  $V_{3/ed}$  + OPS. – The house would not be built by my father.

**General questions (общий вопрос):** Would + Subject + be +  $V_{3/ed}$  + OPS? – Would the house be built by my father? – (yes/no/I do not know)

**Special questions (специальный вопрос):**

**WH question (what, where, when, which, whose, who...):** WH + would + Subject + be +  $V_{3/ed}$  + OPS? – Whom would the house be built by?

**Who question (вопрос к подлежащему):** What + would+ be + V<sub>3/ed</sub> + OPS? – What would be built by my father?

**Alternative question (альтернативный вопрос):** Would + Subject + be + V<sub>3/ed</sub> + OPS or OPS? – Would the house be built by my father or by my brother?

**Disjunctive question (разделительный вопрос):** Subject + would + be + V<sub>3/ed</sub> + OPS, would + not + Subject? – The house would be built by my father, would not it?

Subject + would + not + be + V<sub>3/ed</sub> + OPS, would + Subject? – The house would not be built by my father, would it?

### **Future in the Past Perfect Passive sentence formulae**

**Declarative:** Subject + would + have +been + V<sub>(ed)3</sub> + OPS. – The house would have been built by my father.

**Negative:** Subject + would + not + have + been + V<sub>(ed)3</sub> + OPS – The house would not have been built by my father.

**General:** Would + Subject + have + been + V<sub>(ed)3</sub> +OPS? – Would the house have been built by my father?

**WH question:** Wh + would + Subject +have + been + V<sub>(ed)3</sub> + OPS? – When would the house have been built by my father?

**Who question:** What + would + have +been + V<sub>(ed)3</sub> +OPS? – What would have been built by my father?

**Alternative question:** Would + Subject (Alternation) + have + been + V<sub>(ed)3</sub> + OPS? – Would the house or the garage have been built by my father?

**Disjunctive question:** Subject + would + have + been + V<sub>(ed)3</sub> + OPS, would + not + subject? – The house would have been built by my father, would not it?

The house would not have been built by my father, would it?



## NON-FINITE CLAUSES

Finite clauses must contain a verb which shows tense. They can be main clauses or subordinate clauses:

- **Is it raining?** (main: present)
- **I spoke** to Joanne last night. (main: past)
- We **didn't** get any food because we **didn't** have enough time. (main: past; subordinate: past)

Non-finite clauses contain a verb which does not show tense. We usually use non-finite verbs only in subordinate clauses. We usually understand the time referred to from the context of the main clause. We often use a non-finite clause when the subject is the same as the subject in the main clause:

- I had something to eat **before leaving**. (I had something to eat before I left.)
- **After having spent** six hours at the hospital, they eventually came home.
- **Helped by local volunteers**, staff at the museum have spent many years sorting and cataloguing more than 100,000 photographs.
- He left the party and went home, **not having anyone to talk to**.
- The person to ask **about going to New Zealand** is Beck.
- You have to look at the picture really carefully **in order to see all the detail**.

(<https://dictionary.cambridge.org/grammar/british-grammar/clauses-finite-and-non-finite>)

## PARTICIPLES (5)

<i><b>PARTICIPLE</b></i>	<i><b>Active</b></i>	<i><b>Passive</b></i>
<b>Participle II Past Participle</b>	+++	DONE – сделанный
<b>Participle I Present Participle</b>	DOING – делаая, делающий	BEING DONE – делаемый, будучи под действием
<b>Perfect Participle</b>	HAVING DONE – сделав	HAVING BEEN DONE – будучи сделанным

<sup>duration</sup> **Painting** the window don't forget to protect the glass with a duct tape. – В процессе покраски окна не забудь защитить ее при помощи малярного скотча.

<sup>Completion</sup> **Having finished** the test you may go home. – Закончив тест можете идти домой. Subject does the action.

The walls <sup>fact of presence</sup> **painted** white look much better. – Стены покрашенные в белый цвет выглядят лучше.

He hates <sup>process of being under action</sup> **being shouted** at. – Он ненавидит, когда на него кричат. (Смотри, ему не нравится, когда на него кричат).

<sup>completion</sup> **Having been asked** to the meeting you can't refuse. – Будучи приглашенным на собрание, ты не можешь отказать. Subject is under action.

**Having been committed** a crime cannot be undone and the offenders should be punished. – После совершения преступление уже необратимо, и виновники должны быть наказаны.

## INFINITIVE (6)

<i>INFINITIVE 6</i>	<i>ACTIVE</i>	<i>PASSIVE</i>
<b>SIMPLE – важен только факт</b>	to do – делать	to be done – будучи сделанным (важен факт)
<b>CONTINUOUS – продолжительность</b>	to be doing – делая (будучи в процессе делания)	–
<b>PERFECT</b>	to have done – сделав	to have been done – будучи сделанным (завершенность)
<b>PERFECT CONTINUOUS</b>	to have been doing	–

I have something <sup>fact</sup> **to do** today. – (У меня есть кое-что, что нужно сегодня сделать) – Мне сегодня кое-что надо сделать.

He must **be doing** his homework now. – (Он должен быть делающим домашнее задание сейчас) Сейчас он, должно быть, делает домашнее задание.

<sup>completion</sup> **To have presented** your ticket you may enter the cinema. – (Показав свой билет, ты может войти в кинотеатр). В кинотеатр можно пройти, только предоставив билет.

It has **to be done** by night. – (Это должно быть сделанным к вечеру). Это нужно сделать до вечера.

They must **be being allowed** to enter the museum. – (Они должны быть в процессе, когда им разрешают заходить в музей). Сейчас наверно они получают разрешение пройти в музей.

Tickets **to have been collected** you are allowed to the cinema. – (Билеты закончат проверять, и вы будете разрешены войти в кинотеатр). После проверки билетов Вам разрешат войти в кинотеатр.

They are thought **to have been painting** the walls. – Думают, что они красят стены.

**Scan the QR code and do the exercises to practice your grammar on non-finite clauses.**



## SOME CONSTRUCTIONS USED IN THE PASSIVE

*Have / get + to, над чем совершено действие + V<sub>3</sub>\V<sub>ED</sub>*

**HAVE/GET SMTH DONE (V<sub>3</sub>\V<sub>ED</sub>)**

It is used when we have someone who will do/did/does the action for us.

I **had my hair** cut. – Меня подстригли/ Я подстригся. (Barber or hairdresser)

Yesterday I **had my washing machine repaired**. – Вчера мне отремонтировали стиральную машину.

Tomorrow she **will have\ get her hair dressed**. – Завтра она пойдет к парикмахеру\Завтра она сделает прическу/ Завтра ей сделают прическу.

Helen is going **to get her house done** till the end of the week. – Лена собирается закончить ремонт у себя дома до конца недели.

Arthur **is having his teeth cared**. – Артуру сейчас лечат зубы.

**HAVE + тот, кто совершает действие + V<sub>1</sub> + to, над чем совершено действие**

**GET + тот, кто совершает действие + Simple Infinitive + to, над чем совершено действие**

**HAVE SMBD. DO SMTH.**

**GET SMBD. TO DO SMTH.**

YESTERDAY I **HAD A HAIRDRESSER\BARBER CUT** (V<sub>1</sub>) MY HAIR. – Вчера парикмахер подстриг меня.

Yesterday I **got a hairdresser\barber to cut** my hair. – Вчера парикмахер подстриг меня.

Tomorrow I **will have my mom prepare a breakfast** for me. –  
 Завтра мама **приготовит мне завтрак**.

<b><i>HAVE/GET SMTH DONE</i></b> ( <i>V<sub>3</sub> V<sub>ED</sub></i> )	<b>HAVE SMBD. <u>DO</u> SMTH.</b> <b>GET SMBD. <u>TO DO</u> SMTH.</b>
Нет разницы между get и have <b>фактичность действия</b>	Есть разница между get и have <b>важно, кто выполнил</b>
<b>She had her windows cleaned.</b>	<b>She had climbers clean her windows.</b>
<b>She got her windows cleaned.</b>	<b>She got climbers to clean her windows.</b>

## FUNCTIONS OF THE PASSIVE VOICE

Passive voice is usually used in order to concentrate smb's attention on the action.

The part that comes first in a sentence is more important.

Экспрессия: Просодические элементы: тембр, темп, интонация, ударения.

Any utterance comes from the speaker's aims and objectives.

**1. THE DOER IS NOT IMPORTANT, THE ACTION IS MORE IMPORTANT.** *The windows are cleaned.* – Окна почистили. Окна почищены. (I don't pay attention to the fact who did that, but there is the result)

**2. THE DOER IS UNKNOWN.** Someone has stolen my phone. – My phone has been stolen. – У меня украли телефон. (I had my phone stolen)

**Someone** has left their phone in the room. Please tell **them** come and take it.

**There is** a phone left in the room.

**3. THE DOER IS OBVIOUS.** – He was sentenced for five years (the court). – Его приговорили к 5 годам лишения свободы (суд приговорил). Mike was granted five (teacher). – Майку поставили «отлично» (учитель поставил).

**4. DISTANCING.** He is said to be rich. – Говорят, что он богат. (People (not me) say that he is rich)

She is announced guilty. – Ее объявили виновной. (When you do not want to hurt and speak evading the situation)

5. **BEING POLITE AND COMFORTING.** The vase is broken. – Ваза разбита. Oh, dear, look, the vase has been broken. – Посмотри, дорогой, ваза разбита. I see the dishes are not washed. – Смотрю, посуда так и не помыта.

6. **MANUFACTURING AND TECH PROCESSES.** The cars are assembled and transported to the painting department. – Машины собираются и отправляются в покрасочный цех.

7. **HISTORICAL EVENTS.** – The lands were eroded by the ice shield. – Земли были уничтожены ледовым щитом.

8. **WHEN THE SUBJECTS ARE TOO LONG.** – A huge orange sun sinking slowly over the horizon delighted her. – Огромное оранжевое солнце, уходящее за горизонт, восхитило ее. – She was delighted by the huge orange sun sinking slowly over the horizon. – Она была восхищена огромным оранжевым солнцем, уходящим за горизонт.

9. **COHERENCE (THE LOGIC OF NARRATING)** – This is the first **computer**. Americans invented it in 1945. – Это первый компьютер. Американцы придумали его. – (**It** was invented by Americans in 1945) – Это первый компьютер. Он был придуман Американцами.

The box was full of **letters**. Mark wrote **them** all. – The box was full of **letters**. **They** all were written by Mark. – The box was full of letters **written by Mark**. – The box was full of **letters which are written** by Mark.

10. **REGULATIONS** – The lights should be switched off when you leave the room.

You \ one should switch off the lights leaving the room.

The lights should be switched off when you leave the room.



**They say.** – Говорят.

They say that there are lots of sick people in Moscow. – Говорят, в Москве много заболевших.

They say/It is said that there are lots of sick people in Moscow.

He **is said** – говорят, что он.... He is said to have two cars. – Говорят, что у него 2 машины.

She **is considered** – Считают ... Считается, что она ... She is considered to left the keys at home. – Предполагается, что она забыла ключи дома.

**Smd\smth. + am\is\are\was\were\ (and other forms of to be) + V<sub>3</sub>(ed)**

Martin is **found** guilty. – Мартина признали виновным.

He is **presented** as a workaholic. – Его представили как трудоголика.

She is **treated** as if she had never been to London before. – К ней относятся так, как будто она раньше ни разу не была в Лондоне.

He was **translated** as if he didn't use lots of epithets. – Его переводили так, как будто он не использовал эпитеты.

He is **said** to be mad. – Говорят, что он сумасшедший.

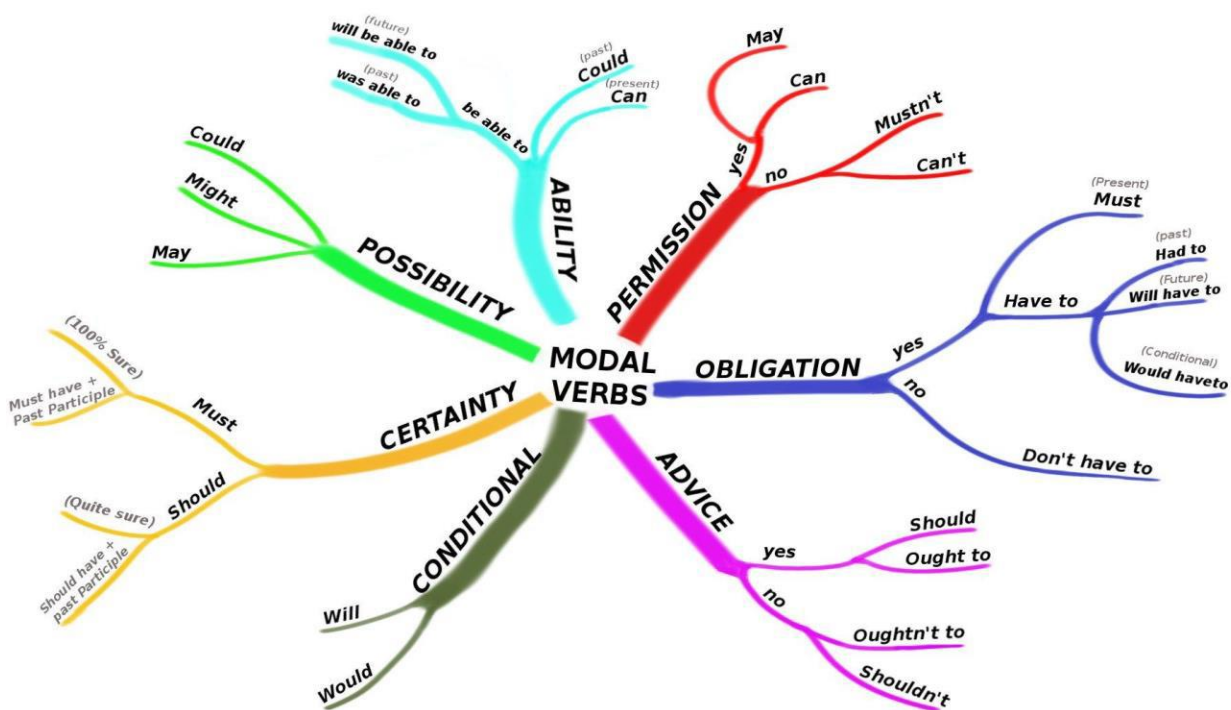
He is mad. – Он сумасшедший.

**Scan the QR code and do the exercises to practice your grammar on passive voice.**



# UNIT 4

# MODALS



The picture is taken from the Pinterest user @netmail6:

<https://i.pinimg.com/originals/a5/21/0a/a5210adf329a99682583cf4e93f2fe12.jpg>

# MODAL VERBS

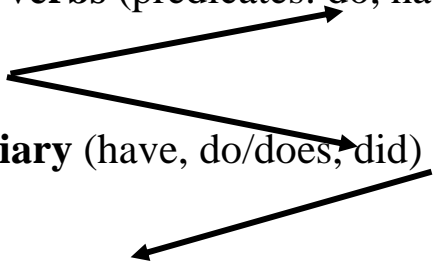
Mode

Modality – modus / moda – **move, relation – reflecting the relations**

**Main verbs** (predicates: do, have, play)

Verbs

**Auxiliary** (have, do/does, did)



**Link verbs:** be (am, is, are, was, were), will/would, + **modal verbs** (link verbs)

**Subject + (link verb) + predicative**

**Subject + predicate**

She **plays**

I **am playing**. (-ing form)

I **can play** the piano. (bare inf.)

I **will come tomorrow**.

I *am drinking* tea. – She **can drive** a car.

She **can ~~to~~ drive** a car.

She **does (completes)** her homework every day.

auxiliary **Does** she <sup>main</sup> **do** her homework every day?

Some verbs can be auxiliary and main at the same time.

She **had had** good time with her friend. – Subject + had + V<sub>(ed/3)</sub> + other parts

**MODALITY**

**REAL**

**IMPERATIVE**

**UNREAL**

**Jump – main verb**

**Can – modal verb**

*1. Relation of the utterance (piece of speech) to the reality (real/unreal).*

**She can drive.** – She is able to drive | She has some ability to drive.

She **can't** drive.

She **should** drive.

*2. Relation of the speaker to the utterance (objective (factual) / subjective).*

It **should** be Mike. (speculative)

It **is** Mike.

**EPISTEMIC**

**DEONTIC**

John **should** be here now.

1. He is **likely** to be here. 2. He is **obliged** to be here.

**Guesses** relations between the speaker and  
the reality, some object and reality

**CAN / COULD / CANNOT/CAN'T/ COULDN'T – physical ability, possibility.**

Mateo **can** play the guitar.

*Can you tell* me if Susan is here?

*Could you tell* me if Susan is here?

**MAY /MAYN'T / MIGHT/ MIGHTN'T / MAY NOT – possibility according to an allowance.** You do something because you are allowed, are given a permission to do that.

**May** I enter the class? (Do you allow me to enter the class?).

You **may not** use your car tonight. – Your father doesn't allow.

You **might not** use your car tonight. – milder form

**May** I take the car?

**Might** I take the car? – with more respect to the speaker.

**MUST/ MUSTN'T – (connected with the law and regulations. That's why if you don't follow you will be punished) strong obligation, strong prohibition, possibility.**

You **must not** cross the street on the wrong place.

**SHALL/SHOULD/ WILL / WOULD – advisory obligation, recommendation, suggestion, planning, clarification**

You **should** visit a doctor.

**Will** we go to the cinema?

**Should** we stay home?

## **OUGHT TO/ OUGHTN'T TO – more formal synonym of should**

Appears on documents and in formal speech.

You **ought to** visit a doctor.

## **NEED** <sup>modal</sup> /**NEED TO** <sup>main verb</sup> – **necessity**

You **need be** here. – **Need** you be here? – You **needn't be** here. –  
modal

You **need** to be here. – Do you **need to** be here? – You **don't need to** be here.

He **need** be here. – He **can be** here – modal

He **needs** to be here. – He works here. – main verb

## **TO BE ABLE TO – ability**

I **can** drive a car (a person means that she\he has driver license and has physical ability to drive).

I **am able to** drive a car (speaks about temporary situation).

I am able to climb the tree (even if I feel sick). I can climb trees (you have such ability all in all).

## **HAVE TO/HAS TO/ HAD TO – circumstantial obligation.**

She **has to** take her little brother from a kindergarten, because their mom is busy at work. (she doesn't have any other choice).

**Does** she **have to** take her little brother from a kindergarten?

He had to be late yesterday. **Did** he have to be late yesterday?

**TO BE TO** – obligation because of pre-planning, action that planned beforehand.

She **is to** come at 7. (because yesterday we planned it)

**TO BE ALLOWED TO** – allowance. *He is allowed to come without a book.*

**BE OBLIGED TO** – obligation. *She is obliged to organize a meeting.*

**BE REQUIRED TO** – requirement. *He is required to have some education.*

**BE SUPPOSED TO** – supposition. *She is supposed to be late.*

**BE LIABLE TO** – liability. *She is liable to pay out all the money.*

**BE DUE TO** – duty. *He is due to stay in the office until his boss comes back.*

**BE EXPECTED TO** – expectation. *She is expected to come at 5.*

**BE CONSIDERED TO** – consideration. *The man is considered to build a house.*

**BE MADE TO** – forced. *He was made to leave the school.*

**BE PRESCRIBED TO** – given instructions. *He was prescribed to have some pills for a week.*

**BE TRAINED/DRILLED TO** – drilled to do smth. *She is trained to be the best.*

### **Gradation of modal power**

**High:** must, need, have to, is to, ought to

**Medium:** will, would, shall, should

**Low:** may, might, can, could

**CAN** – ABILITY OR DISABILITY (IF NEAGTIVE) AND COULD IF WE SPEAK ABOUT THE PAST. THINGS THAT ARE GENERALLY POSSIBLE.

**MIGHT** – IS USED FOR MORE TENTATIVE QUESTIONS

**DEDUCTION, SPECULATION (hidden sense)**

It **must be** Mike who broke the window. (you have some evidence)

It **can be** Mike who broke the window. (you have some strong guess)

It **could be** Mike who broke the window. (you have some guess)

It **may be** Mike who broke the window. (some little guess)

It **might be** Mike who broke the window. (some amount of guess)

It **should be** Mike who broke the window. (predictive guess)

It **would be** Mike who broke the window. (hypothetical guess)

It **is to be** Mike who broke the window. (planned guess)

It **is needed to be** Mike who broke the window. (need)

It **can't be** Mike who broke the window. (sure)

It **couldn't be** Mike who broke the window. (speculative)

It **shouldn't be** Mike who broke the window. (strong guess)

It **mustn't be** Mike who broke the window. (less guess)

It **may not be** Mike who broke the window. (some guess)

It **mightn't be** Mike who broke the window. (not absolutely sure)

It **wouldn't be** Mike who broke the window. (hypothetical guess)

It **isn't to be** Mike who broke the window. (planned guess)

It **is not needed to be** Mike who broke the window. (plans, intentions)



## MODALS CAN BE USED FOR:

**DEDUCTION** – It can be the same man whom we saw in the shop yesterday.

**SPECULATION** – It cannot be Miss Sue to be late.

**SUGGESTION** – Will we go to the cinema?

**REQUEST** – Can you pass me the salt?

**PREDICTION** – It can be rainy tomorrow.

**OBLIGATION** – You must/have to/ are to/ should/ would/ will / ought to be on time tomorrow.

**PROVIDING PERMISSION** – You may take the car today.

**SUPPOSITION** – Tom may be just late.

**ALLOWANCE** – “Esma may stay at home for the whole week”, the teacher said.

**PROVIDING POSSIBILITY/IMPOSSIBILITY** – You can't avoid the court process.

**HABITS** – She will be late again. She should / would never stop smoking.

**ROUTINES** – In the mornings she will stay in her bed until the alarm runs.

**REFUSALS** – I won't be able to join you tomorrow.

**ACCEPTIONS** – I can be there, no problem.

**ASKING FOR PERMISSION** – May she go with me to the disco, Mom?

**PROHIBITION** – No one must jaywalk.

**OFFER** – You can join us if there is any need.

**CRITICISM** – You shouldn't have bought that dress without trying it.

**CERTAINTY** – It can't be the director to leave the door open.

**WILLINGNESS** – I will / would visit Paris in case you join me.

**I CAN DRIVE A CAR.** – У меня есть физическая возможность (курсы прошли, права есть, машина есть, вы смогли пройти медосмотр, вы смогли купить страховку)

**I MAY DRIVE A CAR.** – Мне разрешили (be allowed to)

**I COULD DRIVE A CAR.** – Я бы смог водить машину (если бы была полная физическая возможность, гипотетически)

**I MIGHT DRIVE A CAR.** – Я бы смог водить машину (если бы разрешили, допускаете вероятность – если бы вы его купили ранее, гипотетически)

**I HAVE TO DRIVE A CAR.** – Мне приходится водить машину.

**I AM TO DRIVE A CAR.** – запланировано. От меня ждут, что я поведу машину.

**I AM DUE TO DRIVE A CAR.** – обязанность. Я обязан водить машину.

**I MANAGE TO DRIVE A CAR.** – могу водить машину, наконец-то получилось. Я могу водить машину (у меня получается, я справляюсь).

**I MUST DRIVE CAR.** – должен, скорее всего. Я должен водить машину.

**I SHOULD DRIVE A CAR.** – Мне следует водить машину (например, потому что приходится много ходить пешком).

**I OUGHT TO DRIVE A CAR.** – Мне приходится (следует) водить машину.

**Scan the QR code and do the exercises  
to practice your grammar on modal verbs.**



## REFERENCES

1. Akhmetzyanov I.G. Peculiarities of expressing communication strategy of the representatives of the Tatarstan Republic authorities and the population on online platforms / I.G. Akhmetzyanov, N.K. Mullagaliev, A.K. Garaeva, L.R. Fazleeva // *Res Militaris.Social Science Journal*. – 2022. – Vol. 12, n°3 – November issue. – P. 499–511.
2. *Brown M.* The Tenses, the Aspects, and the Voices of the English language. Versos and Rectos Ltd, 2016. – 100 p. – ISBN 978-1-943843-68-8.
3. *Crystal D.* The Cambridge encyclopedia of language. Cambridge: Cambridge University Press, 2007. – 480 p.
4. *George Y.* Oxford practice grammar. Oxford: Oxford University Press, 2016. – 280 p.
5. *Khisamova V.N.* The Problems of translating Anglo-American Fiction into the Tatar Language / V.N. Khisamova, N.K. Moullagaliev // *Revista Publicando*, 4 No 13. (1). – 2017, 526–532. – ISSN 1390-9304
6. Mark Foley, Diana Hall. Longman Advanced Learner's Grammar. A self-study reference and practice book with answers. Oxford: Oxford University Press, 2016. – 280 p.
7. Martin Hewings. Grammar for CAE and Proficiency. With answers. Cambridge: Cambridge University Press, 2009. – 297 p.
8. Moullagaliev N. K. Translation of Fiction (Based on Can, May, Must, Will/Should) / Akhmetzyanov I.G., Garaeva A.K. // *INTERNATIONAL JOURNAL OF EDUCATIONAL SCIENCES*. – 2019. – Vol. 27, Is. 1–3. – P. 103–109.
9. Murphy R. English Grammar in Use: A self-study reference and practice book for intermediate students: with answers. New York: Cambridge University Press, 1995. – 350 p.
10. Narkiz K. Mullagaliev, Ildar G. Akhmetzyanov, Almira K. Garaeva. The structure of a modern textbook for the students of the international relations department // *Journal of Social Sciences Research*. Special Issue 1. – 2018. – P. 511–514.

11. Nordquist R. Definition and Examples of Major and Minor Moods in English Grammar. ThoughtCo, Feb. 11, 2020. Electronic source. Available at: [thoughtco.com/mood-in-grammar-1691405](https://www.thoughtco.com/mood-in-grammar-1691405). Accessed: 06.05.2020.

12. Parrott Martin. Grammar for English Language Teachers. Cambridge: Cambridge University Press, 2010. – 479 p.

13. Poltavtseva E.A. Exercises in English Grammar in Cards / E.A. Poltavtseva. – M.: Publishing House, 1967. – 344 p.

14. Муллағалиев Н.К. Особенности передачи модальных глаголов CAN, MAY, MUST, WILL/SHALL при переводе англо-американских художественных произведений на татарский язык / Н.К. Муллағалиев // Филологические науки. Вопросы теории и практики. № 3(81)-1 М4118. – 2018. – С. 142–146.

*Educational publication*

**Mullagaliev** Narkiz Kamilevich  
**Akhmetzyanov** Ildar Gabdrashitovich  
**Garaeva** Almira Kadyrovna

**ENGLISH:  
GRAMMAR PROMPTS**

**Reference book**

Signed for printing 09.03.2023.

Offset paper. Digital printing.

Format 60x84 1/16. Typeface «Times New Roman».

Conventional printing plates 6,51. Publisher's signatures 2,52.

Printing run 100 copies. Order 32/3

Printed from in the printing house  
of the Publishing house of Kazan University

420008, Kazan, Professor Nuzhin str., 1/37  
tel. (843) 206-52-14 (1704), 206-52-14 (1705)

*Учебное издание*

**Муллагалиев Наркиз Камилевич  
Ахметзянов Ильдар Габдрашитович  
Гараева Альмира Кадыровна**

**АНГЛИЙСКИЙ ЯЗЫК:  
РЕКОМЕНДАЦИИ ПО ГРАММАТИКЕ**

**Учебное пособие (справочник)**

Подписано в печать 09.03.2023.

Бумага офсетная. Печать цифровая.

Формат 60x84 1/16. Гарнитура «Times New Roman».

Усл. печ. л. 6,51. Уч.-изд. л. 2,52. Тираж 100 экз. Заказ 32/3

Отпечатано в типографии

Издательства Казанского университета

420008, г. Казань, ул. Профессора Нужина, 1/37

тел. (843) 206-52-14 (1704), 206-52-14 (1705)